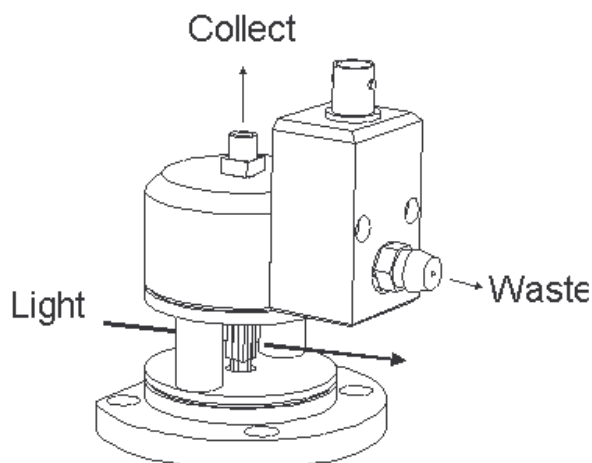
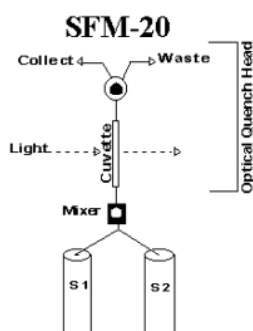


OPTICAL QUENCH HEAD

Compatible with { SFM-20
SFM-300
SFM-400

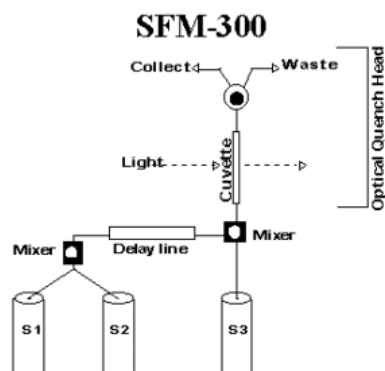


Optical quench, photolysis or light activated experiments can be accommodated by an SFM with the addition of an Optical Quench accessory.



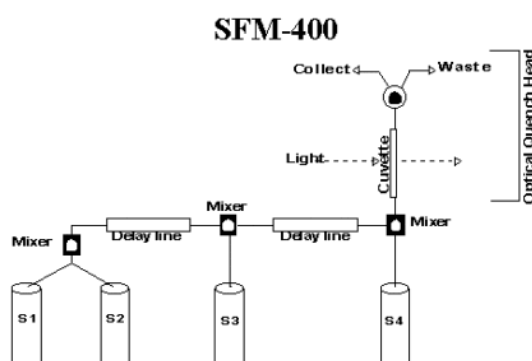
The Optical Quench Head is used for applications where intense light is used to quench a reaction.

Sample can be flowed through the cuvette under constant illumination or the flow can be stopped and the sample illuminated at a preset time. Almost the entire length of the cuvette can be exposed to the light source for maximum quenching.



The open air design of the head allows quick dissipation of heat without compromising the amount of sample exposed to the light source.

The cuvette in the Optical Quench Head can be replaced and exchanged with any of our FC cuvettes (see the specifications given below). FC-15 cuvette is included with the Optical Quench Head.




Optical quench head specifications			
Cuvette	Dead volume (µl)	Cuvette volume (µl)	Max illuminated volume (µl)
FC-08	9,3	14,5	10,5
FC-15	14,5	50,8	36,9
FC-20	20,1	90,4	65,6

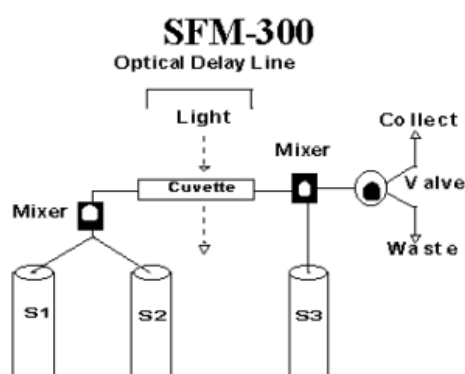
OPTICAL DELAY LINE

Compatible with

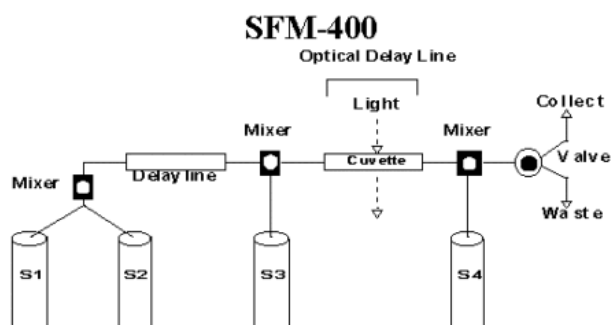
SFM-300
SFM-400



The Optical Delay Line is used for applications where light is used to generate a reactant or effect a sample change before chemical quenching



Sample can be flowed through the cuvette under constant illumination or the flow can be stopped and the sample illuminated at a preset time before mixing with a final reactant/quencher. Because of this, nearly any combination of illumination time with ageing in the Optical Delay Line can be achieved.



The Optical Delay Line can replace the delay line in an SFM-300 or delay line N°2 in an SFM-400. The cuvette in the Optical Delay Line can be replaced and exchanged with any of our FC cuvettes (see the specifications given below).

The cuvette access ports allows beams as large as 5 mm in diameter to be used for illumination. Temperature regulation of the cuvette is achieved by allowing circulation liquid from the SFM to pass through the Optical Delay Line. One cuvette is included with the Optical Quench Head

Optical Delay Line Specifications			
Cuvette	Dead Volume (µl) ¹	Cuvette Volume (µl)	Delay Line Volume (µl) ²
FC-08	17.1	14.5	53.7
FC-15	31.4	50.8	89.9
FC-20	47.0	90.4	129.6

¹ : Dead volume is the volume from the center of the mixer to the center of the point of illumination in the cuvette.

² : Delay line volume is the calculated from the center of the mixer below the delay line to the center of the mixer above the delay line.

Bio-Logic, SAS
1, rue de l'Europe
38640 CLAIIX - France
Tel.: +33 476 98 68 31
Fax: +33 476 98 69 09
www.bio-logic.info



Bio-Logic USA, LLC
P.O.Box 30009
Knoxville TN 37930 - USA
Tel.: +1 865 769 3800
Fax: +1 865 769 3801
Web: www.bio-logic.us