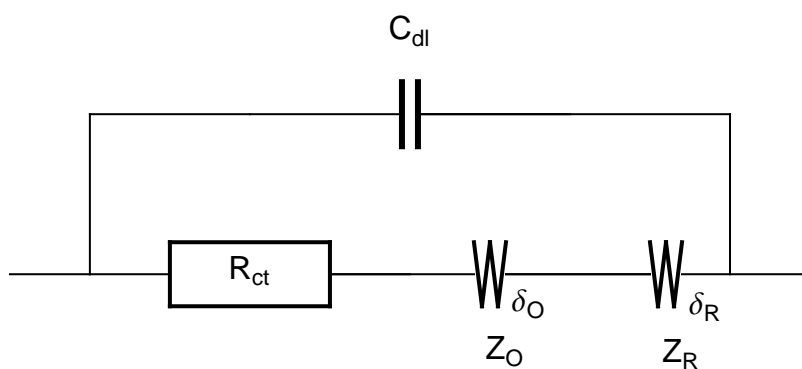


Handbook of Electrochemical Impedance Spectroscopy



FARADAIC IMPEDANCE LIBRARY

ER@SE/LEPMI
J.-P. Diard, B. Le Gorrec, C. Montella

Hosted by Bio-Logic @ www.bio-logic.info



January 20, 2009

Contents

1	Reactions involving soluble species only	7
1.1	Redox reaction (E), Warburg conditions	7
1.1.1	Mechanism	7
1.1.2	Kinetic equations	7
1.1.3	Steady-state conditions	8
1.1.4	Faradaic impedance	8
1.1.5	Equivalent circuit	8
1.2	Redox reaction (E) RDE	9
1.2.1	Mechanism	9
1.2.2	Kinetic equations	9
1.2.3	Steady-state conditions	9
1.2.4	Faradaic impedance	10
1.2.5	Equivalent circuit	10
1.3	EE reaction, RDE conditions	11
1.3.1	Mechanism	11
1.3.2	Kinetic equations, without coupled homogeneous reactions	11
1.3.3	Steady-state conditions	11
1.3.4	Faradaic impedance	12
1.4	EE reaction (simplified), RDE conditions	14
1.4.1	Mechanisms and hypotheses	14
1.4.2	Kinetic equations, without coupled homogeneous reactions	14
1.4.3	Steady-state conditions	14
1.4.4	Faradaic impedance	15
2	Reactions involving one adsorbate	17
2.1	Electroadsorption reaction (EAR)	17
2.1.1	Mechanism	17
2.1.2	Kinetic equations	17
2.1.3	Steady-state conditions	18
2.1.4	Faradaic impedance	18
2.2	Dissolution-passivation reaction	19
2.2.1	Mechanism [10]	19
2.2.2	Kinetic equations	19
2.2.3	Steady-state conditions	19
2.2.4	Faradaic impedance	20
2.2.5	Equivalent circuit	21
2.3	Volmer-Heyrovský (V-H) reaction	21
2.3.1	Mechanism	21

2.3.2	Kinetic equations	21
2.3.3	Steady-state conditions	22
2.3.4	Faradaic impedance	23
2.4	Volmer-Heyrovský (V-H) corrosion reaction	23
2.4.1	Mechanism	23
2.4.2	Kinetic equations	23
2.4.3	Steady-state conditions	24
2.4.4	Faradaic impedance	25
2.5	Volmer-Tafel (V-T) reaction	26
2.5.1	Mechanism	26
2.5.2	Kinetic equations	26
2.5.3	Steady-state conditions	27
2.5.4	Faradaic impedance	27
2.5.5	Equivalent circuit	28
2.6	Volmer-Tafel (V-T) corrosion reaction	28
2.6.1	Mechanism	28
2.6.2	Kinetic equations	28
2.6.3	Steady-state conditions	29
2.6.4	Faradaic impedance	29
2.7	Volmer-Heyrovský-Tafel (V-H-T) reaction	30
2.7.1	Mechanism	30
2.7.2	Kinetic equations	30
2.7.3	Steady-state conditions	31
2.7.4	Faradaic impedance	32
3	Reactions involving two adsorbates	33
3.1	Volmer-Heyrovský with chemical desorption	33
3.1.1	Mechanism [9, 3, 4]	33
3.1.2	Kinetic equations	33
3.1.3	Steady-state conditions	34
3.1.4	Faradaic impedance	34
3.2	Schuhmann dissolution-passivation reaction # 1	34
3.2.1	Mechanism [10]	34
3.2.2	Kinetic equations	35
3.2.3	Steady-state conditions	35
3.2.4	Faradaic impedance	35
3.3	Schuhmann dissolution-passivation reaction # 2	40
3.3.1	Mechanism [10]	40
3.3.2	Kinetic equations	40
3.3.3	Steady-state conditions	40
3.3.4	Faradaic impedance	41
4	Reactions involving adsorbed and soluble species	45
4.1	Electroadsorption reaction (EAR) with limitation by mass trans- port	45
4.1.1	Mechanism	45
4.1.2	Kinetic equations	45
4.1.3	Steady-state conditions	46
4.1.4	Faradaic impedance	46
4.1.5	Equivalent circuit	47

4.2	Electroadsorption-desorption reaction (EADR)	47
4.2.1	Mechanism	47
4.2.2	Kinetic equations	47
4.2.3	Steady-state conditions	48
4.2.4	Faradaic impedance	48
4.2.5	Equivalent circuit	49
4.3	Adsorption-electrodesorption reaction (AEDR)	49
4.3.1	Mechanism	49
4.3.2	Kinetic equations	49
4.3.3	Steady-state conditions	50
4.3.4	Faradaic impedance	50
4.3.5	Equivalent circuit	51
4.4	Volmer-Heyrovský (V-H) with mass transfer limitation	52
4.4.1	Mechanism	52
4.4.2	Kinetic equations	52
4.4.3	Steady-state conditions	52
4.4.4	Faradaic impedance	53
5	Insertion reactions	57
5.1	Direct insertion reaction	57
5.1.1	Scheme of the reaction	57
5.1.2	Mechanism	57
5.1.3	Kinetic equations	57
5.1.4	Transformations rates	57
5.1.5	Mass balance equations	58
5.1.6	Current density vs. reaction rate	58
5.1.7	Reaction rate	58
5.1.8	Steady-State conditions	58
5.1.9	Faradaic impedance	58
5.1.10	Equivalent circuit	59
5.2	Indirect insertion reaction #1	59
5.2.1	Scheme of the reaction	59
5.2.2	Mechanism	59
5.2.3	Kinetic equations	60
5.2.4	Transformations rates	60
5.2.5	Mass balance equations	60
5.2.6	Current density vs. reaction rate	60
5.2.7	Reaction rate	60
5.2.8	Steady-State conditions	60
5.2.9	Faradaic impedance	61
5.2.10	Equivalent circuit	62
5.3	Indirect insertion reaction #2	62
5.3.1	Scheme of the reaction	62
5.3.2	Mechanism	62
5.3.3	Kinetic equations	63
5.3.4	Transformations rates	63
5.3.5	Mass balance equations	63
5.3.6	Current density vs. reaction rate	64
5.3.7	Reaction rate	64
5.3.8	Steady-State conditions	64

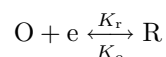
5.3.9 Faradaic impedance	64
5.3.10 Equivalent circuit	65

Chapter 1

Reactions involving soluble species only

1.1 Redox reaction (E), Warburg conditions

1.1.1 Mechanism



$$K_r = k_r \exp(-\alpha_r f E) = k^o \exp(-\alpha_r f (E - E^o))$$

$$K_o = k_o \exp(\alpha_o f E) = k^o \exp(\alpha_o f (E - E^o)), \quad f = F/(RT), \quad \alpha_o + \alpha_r = 1$$

1.1.2 Kinetic equations

Warburg conditions: semi-infinite linear diffusion

Transformation rates

$$v_O(t) = -v(t), v_R(t) = v(t)$$

Mass balance equations

Flux of soluble species : $J_O(0, t) = v_O(t)$, $J_R(0, t) = v_R(t)$

Current density vs. reaction rate

$$i_i(t) = -F v(t)$$

Reaction rate

$$v(t) = -R(0, t) K_o(t) + O(0, t) K_r(t)$$

1.1.3 Steady-state conditions**Steady-state equations**

Soluble species

$$J_O(0) = 0, J_R(0) = 0$$

Steady-state solutions

Only at equilibrium potential

$$O(0) = O^*, R(0) = R^*$$

$$i_f = 0, E = E_{\text{eq}} = E^\circ + \frac{1}{f} \ln \frac{O^*}{R^*}$$

1.1.4 Faradaic impedance**Faradaic impedance**

$$Z_f(s) = R_{\text{ct}} + Z_O(s) + Z_R(s)$$

$$Z_f(s) = \frac{1 + K_r M_O(s) + K_o M_R(s)}{f F (R^* K_o \alpha_o + O^* K_r \alpha_r)}$$

Charge transfer resistance

$$R_{\text{ct}} = \frac{1}{f F (R^* K_o \alpha_o + O^* K_r \alpha_r)}$$

Concentration impedances

$$Z_O(s) = K_r R_{\text{ct}} M_O(s), Z_R(s) = K_o R_{\text{ct}} M_R(s)$$

$$M_O(s) = \frac{1}{\sqrt{s D_O}}, M_R(s) = \frac{1}{\sqrt{s D_R}}$$

$$Z_O(s) = \frac{K_r R_{\text{ct}}}{\sqrt{s D_O}} = \frac{1}{n^2 f F O^* \sqrt{s D_O}}, Z_R(s) = \frac{K_o R_{\text{ct}}}{\sqrt{s D_R}} = \frac{1}{n^2 f F R^* \sqrt{s D_R}}$$

$$Z_O(s) + Z_R(s) = \frac{\sigma'}{\sqrt{s}}, \sigma' = \frac{1}{n^2 f F} \left(\frac{1}{O^* \sqrt{D_O}} + \frac{1}{R^* \sqrt{D_R}} \right) \quad (1)$$

1.1.5 Equivalent circuit

(Fig. 1.1)

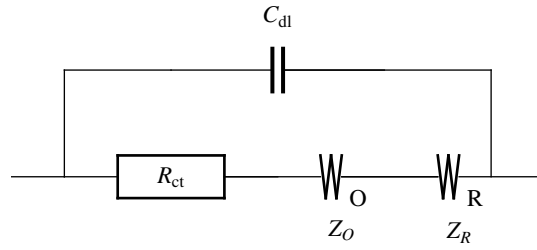
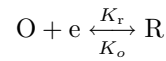


Figure 1.1: Equivalent circuit for the impedance of redox reactions: Warburg conditions.

1.2 Redox reaction (E) RDE

1.2.1 Mechanism



$$K_r = k_r \exp(-\alpha_r f E) = k^o \exp(-\alpha_r f (E - E^o))$$

$$K_o = k_o \exp(\alpha_o f E) = k^o \exp(\alpha_o f (E - E^o)), \quad f = F/(RT), \quad \alpha_o + \alpha_r = 1$$

1.2.2 Kinetic equations

Rotating disk electrode (RDE) conditions: diffusion-convection.

Transformation rates

$$v_O(t) = -v(t), \quad v_R(t) = v(t)$$

Mass balance equations

$$\text{Flux of soluble species : } J_O(0, t) = v_O(t), \quad J_R(0, t) = v_R(t)$$

Current density vs. reaction rate

$$i_f(t) = -F v(t)$$

Reaction rate

$$v(t) = -R(0, t) K_o(t) + O(0, t) K_r(t)$$

1.2.3 Steady-state conditions

Steady-state equations

Soluble species

$$J_O(0) = -(O^* - O(0)) m_O, \quad J_R(0) = -(R^* - R(0)) m_R$$

Steady-state solutions

Soluble species

$$R(0) = \frac{R^* + K_r (R^*/m_O + O^*/m_R)}{1 + K_o/m_R + K_r/m_O}, \quad O(0) = \frac{O^* + K_o (R^*/m_O + O^*/m_R)}{1 + K_o/m_R + K_r/m_O}$$

Current density

$$i_f = \frac{F (K_o R^* - K_r O^*)}{1 + K_o/m_R + K_r/m_O}$$

1.2.4 Faradaic impedance**Faradaic impedance**

$$Z_f(s) = R_{ct} + Z_O(s) + Z_R(s)$$

$$Z_f(s) = \frac{1 + K_r M_O(s) + K_o M_R(s)}{f F (R(0) K_o \alpha_o + O(0) K_r \alpha_r)}$$

Charge transfer resistance

$$R_{ct} = \frac{1}{f F (R(0) K_o \alpha_o + O(0) K_r \alpha_r)}$$

Concentration impedances(with $\partial_X v = \frac{\partial v}{\partial X}$)

$$Z_O = -\frac{\partial_{Ov} M_O(s)}{\partial_E v} = K_r R_{ct} M_O(s)$$

$$Z_R = \frac{\partial_{Rv} M_R(s)}{\partial_E v} = K_o R_{ct} M_R(s)$$

$$M_O(s) = \frac{1}{m_O} \frac{\text{th} \sqrt{\tau_{dO} s}}{\sqrt{\tau_{dO} s}}, \quad M_R(s) = \frac{1}{m_R} \frac{\text{th} \sqrt{\tau_{dR} s}}{\sqrt{\tau_{dR} s}}$$

1.2.5 Equivalent circuit

Fig. 1.2

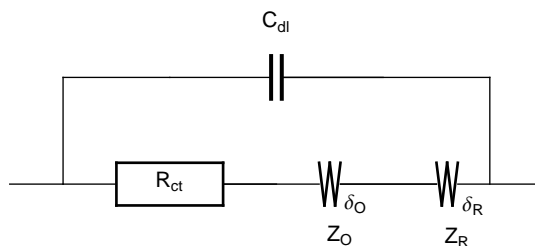
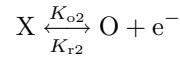
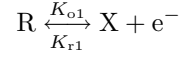


Figure 1.2: Equivalent circuit for the impedance of redox reactions (RDE).

1.3 EE reaction, RDE conditions

1.3.1 Mechanism



$$K_{o1} = k_{o1} \exp(\alpha_{o1} f E) = k_1^o \exp(\alpha_{o1} f (E - E_1^o))$$

$$K_{r1} = k_{r1} \exp(-\alpha_{r1} f E) = k_1^o \exp(-\alpha_{r1} f (E - E_1^o)), \alpha_{o1} + \alpha_{r1} = 1$$

$$K_{o2} = k_{o2} \exp(\alpha_{o2} f E) = k_2^o \exp(\alpha_{o2} f (E - E_2^o))$$

$$K_{r2} = k_{r2} \exp(-\alpha_{r2} f E) = k_2^o \exp(-\alpha_{r2} f (E - E_2^o)), \alpha_{o2} + \alpha_{r2} = 1$$

1.3.2 Kinetic equations, without coupled homogeneous reactions

Transformation rates

$$v_R(t) = -v_1(t), v_X(t) = v_1(t) - v_2(t), v_O(t) = v_2(t)$$

Mass balance equations

Flux of soluble species

$$J_R(0, t) = v_R(t), J_X(0, t) = v_X(t), J_O(0, t) = v_O(t)$$

Current density vs. step rates

$$i_f(t) = F (v_1(t) + v_2(t))$$

Step rates

$$v_1(t) = R(0, t) K_{o1}(t) - X(0, t) K_{r1}(t), v_2(t) = X(0, t) K_{o2}(t) - O(0, t) K_{r2}(t)$$

1.3.3 Steady-state conditions

Steady-state equations

$$J_R(0) = -(R^* - R(0)) m_R, J_X(0) = -(X^* - X(0)) m_X, J_O(0) = -(O^* - O(0)) m_O$$

with

$$m_R = \frac{D_R}{\delta_R}, m_X = \frac{D_X}{\delta_X}, m_O = \frac{D_O}{\delta_O}$$

Steady-state solutions

Soluble species

$$R(0) = \left(R^* + \frac{R^* K_{r2}}{m_O} + \frac{X^* K_{r1}}{m_R} + \frac{X^* K_{r1} K_{r2}}{m_O m_R} + \frac{R^* K_{o2}}{m_X} + \frac{R^* K_{r1}}{m_X} + \frac{R^* K_{r1} K_{r2}}{m_O m_X} + \frac{O^* K_{r1} K_{r2}}{m_R m_X} \right) / \left(1 + \frac{K_{r2}}{m_O} + \frac{K_{o1}}{m_R} + \frac{K_{o1} K_{r2}}{m_O m_R} + \frac{K_{o2}}{m_X} + \frac{K_{r1}}{m_X} + \frac{K_{r1} K_{r2}}{m_O m_X} + \frac{K_{o1} K_{o2}}{m_R m_X} \right)$$

$$X(0) = \left(X^* + \frac{X^* K_{r2}}{m_O} + \frac{X^* K_{o1}}{m_R} + \frac{X^* K_{o1} K_{r2}}{m_O m_R} + \frac{R^* K_{o1}}{m_X} + \frac{O^* K_{r2}}{m_X} + \frac{R^* K_{o1} K_{r2}}{m_O m_X} + \frac{O^* K_{o1} K_{r2}}{m_R m_X} \right) / \left(1 + \frac{K_{r2}}{m_O} + \frac{K_{o1}}{m_R} + \frac{K_{o1} K_{r2}}{m_O m_R} + \frac{K_{o2}}{m_X} + \frac{K_{r1}}{m_X} + \frac{K_{r1} K_{r2}}{m_O m_X} + \frac{K_{o1} K_{o2}}{m_R m_X} \right)$$

$$O(0) = \left(O^* + \frac{X^* K_{o2}}{m_O} + \frac{O^* K_{o1}}{m_R} + \frac{X^* K_{o1} K_{o2}}{m_O m_R} + \frac{O^* K_{o2}}{m_X} + \frac{O^* K_{r1}}{m_X} + \frac{R^* K_{o1} K_{o2}}{m_O m_X} + \frac{O^* K_{o1} K_{o2}}{m_R m_X} \right) / \left(1 + \frac{K_{r2}}{m_O} + \frac{K_{o1}}{m_R} + \frac{K_{o1} K_{r2}}{m_O m_R} + \frac{K_{o2}}{m_X} + \frac{K_{r1}}{m_X} + \frac{K_{r1} K_{r2}}{m_O m_X} + \frac{K_{o1} K_{o2}}{m_R m_X} \right)$$

Current density

$$i_f = \left(K_{o1} R^* + K_{o2} X^* + \frac{K_{o1} K_{o2} X^*}{m_R} + \frac{K_{o1} K_{r2} R^*}{m_O} + \frac{2 K_{o1} K_{o2} R^*}{m_X} - K_{r1} X^* - K_{r2} O^* - \frac{K_{r1} K_{r2} X^*}{m_O} - \frac{K_{o1} K_{r2} O^*}{m_R} - \frac{2 K_{r1} K_{r2} O^*}{m_X} \right) / \left(1 + \frac{K_{r2}}{m_O} + \frac{K_{o1}}{m_R} + \frac{K_{o1} K_{r2}}{m_O m_R} + \frac{K_{o2}}{m_X} + \frac{K_{r1}}{m_X} + \frac{K_{r1} K_{r2}}{m_O m_X} + \frac{K_{o1} K_{o2}}{m_R m_X} \right)$$

1.3.4 Faradaic impedance**Faradaic impedance**

$$Z_f(s) = R_{ct} + Z_O(s) + Z_R(s) + Z_X(s)$$

$$Z_f(s) = (1 + K_{o1} M_O(s)) (1 + K_{r2} M_R(s)) + (K_{o2} (1 + K_{o1} M_O(s)) + K_{r1} (1 + K_{r2} M_R(s))) M_X(s) / (f F (X(0) K_{r1} \alpha_{r1} (1 + K_{r2} M_R(s)) + 2 K_{o2} M_X(s)) + X(0) K_{o2} \alpha_{o2} (1 + 2 K_{r1} M_X(s)) + R(0) K_{r2} \alpha_{r2} (1 + 2 K_{r1} M_X(s)) + K_{o1} ((X(0) K_{o2} \alpha_{o2} + R(0) K_{r2} \alpha_{r2}) M_O(s) + O(0) \alpha_{o1} (1 + K_{r2} M_R(s) + 2 K_{o2} M_X(s))))$$

Charge transfer resistance

$$R_{ct} = \frac{1}{f F (O(0) K_{o1} \alpha_{o1} + X(0) (K_{o2} \alpha_{o2} + K_{r1} \alpha_{r1}) + R(0) K_{r2} \alpha_{r2})}$$

Concentration impedances

$$\begin{aligned} Z_O(s) = & R_{ct} K_{o1} M_O(s) (O(0) K_{o1} \alpha_{o1} (1 + K_{r2} M_R(s) + K_{o2} M_X(s)) \\ & + K_{r1} (X(0) \alpha_{r1} (1 + K_{r2} M_R(s)) + X(0) K_{o2} (\alpha_{o2} + \alpha_{r1}) M_X(s) + R(0) K_{r2} \alpha_{r2} M_X(s))) / \\ & (X(0) K_{r1} \alpha_{r1} (1 + K_{r2} M_R(s) + 2 K_{o2} M_X(s)) \\ & + X(0) K_{o2} \alpha_{o2} (1 + 2 K_{r1} M_X(s)) + R(0) K_{r2} \alpha_{r2} (1 + 2 K_{r1} M_X(s)) \\ & + K_{o1} ((X(0) K_{o2} \alpha_{o2} + R(0) K_{r2} \alpha_{r2}) M_O(s) + O(0) \alpha_{o1} (1 + K_{r2} M_R(s) + 2 K_{o2} M_X(s)))) \end{aligned}$$

$$\begin{aligned} Z_X(s) = & R_{ct} (K_{o2} - K_{r1}) M_X(s) (X(0) K_{o2} \alpha_{o2} - X(0) K_{r1} \alpha_{r1} (1 + K_{r2} M_R(s)) \\ & + R(0) K_{r2} \alpha_{r2} + K_{o1} ((X(0) K_{o2} \alpha_{o2} + R(0) K_{r2} \alpha_{r2}) M_O(s) - \alpha_{o1} O(0) (1 + K_{r2} M_R(s)))) / \\ & (X(0) K_{r1} \alpha_{r1} (1 + K_{r2} M_R(s) + 2 K_{o2} M_X(s)) \\ & + X(0) K_{o2} \alpha_{o2} (1 + 2 K_{r1} M_X(s)) + R(0) K_{r2} \alpha_{r2} (1 + 2 K_{r1} M_X(s)) \\ & + K_{o1} ((X(0) K_{o2} \alpha_{o2} + R(0) K_{r2} \alpha_{r2}) M_O(s) + O(0) \alpha_{o1} (1 + K_{r2} M_R(s) + 2 K_{o2} M_X(s)))) \end{aligned}$$

$$\begin{aligned} Z_R(s) = & R_{ct} K_{r2} M_R(s) (R(0) K_{r2} \alpha_{r2} (1 + K_{o1} M_O(s) + K_{r1} M_X(s)) \\ & + K_{o2} (X(0) \alpha_{o2} + X(0) K_{r1} (\alpha_{o2} + \alpha_{r1}) M_X(s) + K_{o1} (X(0) \alpha_{o2} M_O(s) + O(0) \alpha_{o1} M_X(s)))) / \\ & (X(0) K_{r1} \alpha_{r1} (1 + K_{r2} M_R(s) + 2 K_{o2} M_X(s)) \\ & + X(0) K_{o2} \alpha_{o2} (1 + 2 K_{r1} M_X(s)) + R(0) K_{r2} \alpha_{r2} (1 + 2 K_{r1} M_X(s)) \\ & + K_{o1} ((X(0) K_{o2} \alpha_{o2} + R(0) K_{r2} \alpha_{r2}) M_O(s) + O(0) \alpha_{o1} (1 + K_{r2} M_R(s) + 2 K_{o2} M_X(s)))) \end{aligned}$$

with $M_R(s) = \frac{1}{m_R} \frac{\text{th} \sqrt{\tau_{dR} s}}{\sqrt{\tau_{dR} s}}$, $M_X(s) = \frac{1}{m_X} \frac{\text{th} \sqrt{\tau_{dX} s}}{\sqrt{\tau_{dX} s}}$, $M_O(s) = \frac{1}{m_O} \frac{\text{th} \sqrt{\tau_{dO} s}}{\sqrt{\tau_{dO} s}}$
and $\tau_{dR} = \frac{\delta_R^2}{D_R}$, $\tau_{dX} = \frac{\delta_X^2}{D_X}$, $\tau_{dO} = \frac{\delta_O^2}{D_O}$.

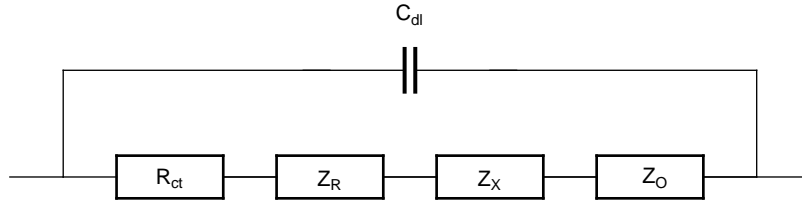
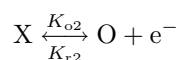
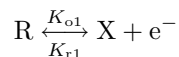
Equivalent circuit

Figure 1.3: Equivalent circuit for the EE reaction. No simple equivalent circuit for Z_R , Z_X and Z_O .

1.4 EE reaction (simplified), RDE conditions

1.4.1 Mechanism and hypotheses



$$K_{o1} = k_{o1} \exp(\alpha_{o1} f E) = k_1^o \exp(\alpha_{o1} f (E - E_1^o))$$

$$K_{r1} = k_{r1} \exp(-\alpha_{r1} f E) = k_1^o \exp(-\alpha_{r1} f (E - E_1^o)), \alpha_{o1} + \alpha_{r1} = 1$$

$$K_{o2} = k_{o2} \exp(\alpha_{o2} f E) = k_2^o \exp(\alpha_{o2} f (E - E_2^o))$$

$$K_{r2} = k_{r2} \exp(-\alpha_{r2} f E) = k_2^o \exp(-\alpha_{r2} f (E - E_2^o)), \alpha_{o2} + \alpha_{r2} = 1$$

$$X^* = O^* = 0$$

$$D_R = D_X = D_O = D \Rightarrow$$

$$\delta_R = \delta_X = \delta_O = \delta, m_R = m_X = m_O = m = \frac{D}{\delta}, \tau_{dR} = \tau_{dX} = \tau_{dO} = \tau = \frac{\delta^2}{D}$$

1.4.2 Kinetic equations, without coupled homogeneous reactions

Transformation rates

$$v_R(t) = -v_1(t), v_X(t) = v_1(t) - v_2(t), v_O(t) = v_2(t)$$

Mass balance equations

Flux of soluble species

$$J_R(0, t) = v_R(t), J_X(0, t) = v_X(t), J_O(0, t) = v_O(t)$$

Current density vs. step rates

$$i_f(t) = F (v_1(t) + v_2(t))$$

Step rates

$$v_1(t) = R(0, t) K_{o1}(t) - X(0, t) K_{r1}(t), v_2(t) = X(0, t) K_{o2}(t) - O(0, t) K_{r2}(t)$$

1.4.3 Steady-state conditions

Steady-state equations

$$J_R(0) = -m (R^* - R(0)), J_X(0) = -m (X^* - X(0)), J_O(0) = -m (O^* - O(0))$$

Steady-state solutions

Soluble species

$$R(0) = \frac{R^* (mK_{o2} + (m + K_{r1})(m + K_{r2}))}{mK_{o2} + (m + K_{r1})(m + K_{r2}) + K_{o1}(m + K_{o2} + K_{r2})}$$

$$X(0) = \frac{R^* K_{o1} (m + K_{r2})}{mK_{o2} + (m + K_{r1})(m + K_{r2}) + K_{o1}(m + K_{o2} + K_{r2})}$$

$$O(0) = \frac{R^* K_{o1} K_{o2}}{mK_{o2} + (m + K_{r1})(m + K_{r2}) + K_{o1}(m + K_{o2} + K_{r2})}$$

Current density

$$i_f = \frac{FmR^*K_{o1}(m + 2K_{o2} + K_{r2})}{mK_{o2} + (m + K_{r1})(m + K_{r2}) + K_{o1}(m + K_{o2} + K_{r2})}$$

1.4.4 Faradaic impedance**Faradaic impedance**

$$Z_f(s) = R_{ct} + Z_O(s) + Z_R(s) + Z_X(s)$$

Charge transfer resistance

$$R_{ct} = \frac{1}{fF(O(0)K_{o1}\alpha_{o1} + X(0)(K_{o2}\alpha_{o2} + K_{r1}\alpha_{r1}) + R(0)K_{r2}\alpha_{r2})}$$

Concentration impedances

$$Z_R(s) = \frac{R_R(1 + a_R M^*) M^*}{1 + b M^*}$$

$$Z_X(s) = \frac{R_X(1 + a_X M^*) M^*}{1 + b M^*}$$

$$Z_O(s) = \frac{R_O(1 + a_R M^*) M^*}{1 + b M^*}$$

where

$$M^* = \frac{\text{th} \sqrt{\tau s}}{\sqrt{\tau s}}$$

and

$$R_R = \frac{K_{o1}R_{ct}(R(0)K_{o1}\alpha_{o1} + K_{r1}\alpha_{r1}X(0))}{m(R(0)K_{o1}\alpha_{o1} + O(0)K_{r2}\alpha_{r2} + K_{o2}\alpha_{o2}X(0) + K_{r1}\alpha_{r1}X(0))}$$

$$a_R = \frac{R(0)K_{o1}(K_{o2} + K_{r2})\alpha_{o1} + K_{r1}(K_{o2}(\alpha_{o2} + \alpha_{r1})X(0) + K_{r2}(O(0)\alpha_{r2} + \alpha_{r1}X(0)))}{m(R(0)K_{o1}\alpha_{o1} + K_{r1}\alpha_{r1}X(0))}$$

$$R_X = \frac{(K_{o2} - K_{r1})R_{ct}(-R(0)K_{o1}\alpha_{o1} + O(0)K_{r2}\alpha_{r2} + K_{o2}\alpha_{o2}X(0) - K_{r1}\alpha_{r1}X(0))}{m(R(0)K_{o1}\alpha_{o1} + O(0)K_{r2}\alpha_{r2} + K_{o2}\alpha_{o2}X(0) + K_{r1}\alpha_{r1}X(0))}$$

$$a_X = \frac{(K_{o1}(K_{r2}(O(0)\alpha_{r2} - R(0)\alpha_{o1}) + K_{o2}\alpha_{o2}X(0)) - K_{r1}K_{r2}\alpha_{r1}X(0))}{m(-R(0)K_{o1}\alpha_{o1} + O(0)K_{r2}\alpha_{r2} + K_{o2}\alpha_{o2}X(0) - K_{r1}\alpha_{r1}X(0))}$$

$$R_O = \frac{K_{r2}R_{ct} (O(0)K_{r2}\alpha_{r2} + K_{o2}\alpha_{o2}X(0))}{m (R(0)K_{o1}\alpha_{o1} + O(0)K_{r2}\alpha_{r2} + K_{o2}\alpha_{o2}X(0) + K_{r1}\alpha_{r1}X(0))}$$

$$a_O = \frac{O(0) (K_{o1} + K_{r1}) K_{r2}\alpha_{r2} + K_{o2} (K_{r1} (\alpha_{o2} + \alpha_{r1}) X(0) + K_{o1} (R(0)\alpha_{o1} + \alpha_{o2}X(0)))}{m (O(0)K_{r2}\alpha_{r2} + K_{o2}\alpha_{o2}X(0))}$$

$$b = \frac{(K_{o1} (K_{r2} (R(0)\alpha_{o1} + O(0)\alpha_{r2}) + K_{o2} (2R(0)\alpha_{o1} + \alpha_{o2}X(0))) + K_{r1} (2K_{o2} (\alpha_{o2} + \alpha_{r1}) X(0) + K_{r2} (2O(0)\alpha_{r2} + \alpha_{r1}X(0))))}{m (R(0)K_{o1}\alpha_{o1} + O(0)K_{r2}\alpha_{r2} + K_{o2}\alpha_{o2}X(0) + K_{r1}\alpha_{r1}X(0))}$$

Equivalent circuit

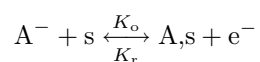
Fig. 1.3

Chapter 2

Reactions involving one adsorbate

2.1 Electroadsorption reaction (EAR)

2.1.1 Mechanism



2.1.2 Kinetic equations

No mass transport limitations, Langmuir isotherm

$$A^-(0, t) \approx A^{-*}, K_o = k_o A^{-*} \exp(\alpha_o f E), K_r = k_r \exp(-\alpha_r f E)$$

Transformation rates

$$v_{A^-}(t) = -v_1(t), v_s(t) = -v_1(t), v_A(t) = v_1(t)$$

Mass balance equations

Rate of production of adsorbed species

$$\frac{d\theta_s(t)}{dt} = \frac{v_s(t)}{\Gamma}, \frac{d\theta_A(t)}{dt} = \frac{v_A(t)}{\Gamma}$$

Current density vs. reaction rate

$$i_f(t) = F v(t)$$

Reaction rate

$$v(t) = \theta_s(t) \Gamma K_o(t) - \theta_A(t) \Gamma K_r(t)$$

2.1.3 Steady-state conditions

Steady-state equations

Adsorbed species

$$d\theta_s/dt = 0, \theta_A + \theta_s = 1$$

Steady-state solutions

Adsorbed species

$$\theta_s = \frac{K_r}{K_o + K_r}, \theta_A = \frac{K_o}{K_o + K_r}$$

Current density

$$i_f = 0$$

2.1.4 Faradaic impedance

Faradaic impedance

$$Z_f(s) = R_{ct} + Z_A(s) + Z_s(s)$$

$$Z_f(s) = \frac{s + K_o + K_r}{f F \Gamma s (\theta_s K_o \alpha_o + \theta_A K_r \alpha_r)} = \frac{(K_o + K_r) (s + K_o + K_r)}{f F s \Gamma K_o K_r}$$

Charge transfer resistance

$$R_{ct} = \frac{1}{f F \Gamma (\theta_s K_o \alpha_o + \theta_A K_r \alpha_r)} = \frac{K_o + K_r}{f F \Gamma K_o K_r}$$

Concentration impedances

Adsorbed species

$$Z_A(s) = \frac{K_r R_{ct}}{s} = \frac{1}{f F s \Gamma \theta_A} = \frac{K_o + K_r}{f F s \Gamma K_o}, \quad Z_s(s) = \frac{K_o R_{ct}}{s} = \frac{1}{f F s \Gamma \theta_s} = \frac{K_o + K_r}{f F s \Gamma K_r}$$

$$C_{ads} = F \Gamma \frac{d\theta_A}{dE} = f F \Gamma \theta_A \theta_s = \frac{1}{R_{ct} (K_o + K_r)}$$

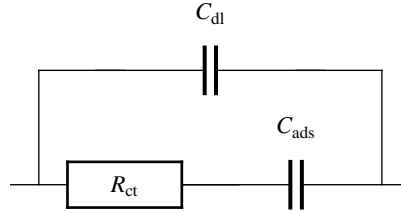
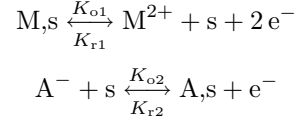


Figure 2.1: Equivalent circuit for the impedance of EAR ($A^-(0, t) \approx A^{*-}$).

2.2 Dissolution-passivation reaction

2.2.1 Mechanism [10]



2.2.2 Kinetic equations

No mass transport limitations, Langmuir isotherm

$$M^{2+}(0, t) \approx M^{2+*}, \quad A^-(0, t) \approx A^{-*}$$

$$K_{o1} = k_{o1} \exp(2\alpha_{o1} f E), \quad K_{r1} = k_{r1} M^{2+*} \exp(-2\alpha_{r1} f E)$$

$$K_{o2} = k_{o2} A^{-*} \exp(\alpha_{o2} f E), \quad K_{r2} = k_{r2} \exp(-\alpha_{r2} f E)$$

Transformation rates (v_A stands for $v_{A,s}$)

$$v_s(t) = -v_2(t), \quad v_A(t) = v_2(t)$$

Mass balance equations

Rate of production of adsorbed species

$$\frac{d\theta_s(t)}{dt} = \frac{v_s(t)}{\Gamma}, \quad \frac{d\theta_A(t)}{dt} = \frac{v_A(t)}{\Gamma}$$

Current density vs. step rates

$$i_f(t) = F (2v_1(t) + v_2(t))$$

Step rates

$$v_1(t) = \theta_s(t) \Gamma K_{o1}(t) - \theta_s(t) \Gamma K_{r1}(t), \quad v_2(t) = \theta_s(t) \Gamma K_{o2}(t) - \theta_A(t) \Gamma K_{r2}(t)$$

2.2.3 Steady-state conditions

Steady-state equations

Adsorbed species

$$d\theta_s/dt = 0, \quad \theta_A + \theta_s = 1$$

Steady-state solutions

Adsorbed species

$$\theta_s = \frac{K_{o2}}{K_{o2} + K_{r2}}, \quad \theta_A = \frac{K_{r2}}{K_{o2} + K_{r2}}$$

Current density

$$i_f = \frac{2F\Gamma(K_{o1} - K_{r1})K_{r2}}{K_{o2} + K_{r2}} \quad (2.1)$$

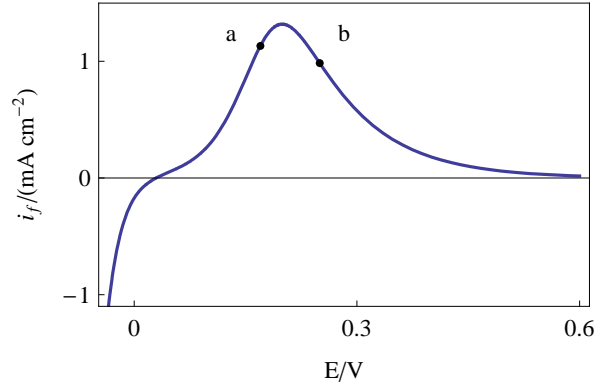


Figure 2.2: i_f vs. E curve calculated with Eq. (2.1) for $k_{o1} = 0.1 \text{ s}^{-1}$, $k_{r1} = 1 \text{ s}^{-1}$, $k_{o2} = 10^{-1} \text{ s}^{-1}$, $k_{r2} = 100^{-1} \text{ s}^{-1}$, $\alpha_{o1} = 0.35$, $\alpha_{o2} = 0.5$, $\Gamma = 10^{-9} \text{ mol cm}^{-2}$, $f = 38.9$, $F = 96485 \text{ C mol}^{-1}$.

2.2.4 Faradaic impedance

Faradaic impedance

$$Z_f(s) = R_{ct} + Z_A(s) + Z_s(s)$$

$$Z_f(s) = (s + K_{o2} + K_{r2}) / (f F \Gamma (\theta_s (K_{o2} (s + 2 K_{r1}) \alpha_{o2} + 2 K_{o1} (2 (s + K_{o2} + K_{r2}) \alpha_{o1} - K_{o2} \alpha_{o2}) + 4 K_{r1} (s + K_{o2} + K_{r2}) \alpha_{r1}) + \theta_A (s - 2 K_{o1} + 2 K_{r1}) K_{r2} \alpha_{r2}))$$

$$Z_f(s) = \frac{(K_{o2} + K_{r2}) (s + K_{o2} + K_{r2})}{f F \Gamma K_{r2} (4 (s + K_{r2}) (K_{o1} \alpha_{o1} + K_{r1} \alpha_{r1}) + K_{o2} (s + K_{o1} (-2 + 4 \alpha_{o1}) + K_{r1} (2 + 4 \alpha_{r1}))}$$

Charge transfer resistance

$$R_{ct} = \frac{1}{f F \Gamma (4 \theta_s K_{o1} \alpha_{o1} + \theta_s K_{o2} \alpha_{o2} + 4 \theta_s K_{r1} \alpha_{r1} + \theta_A K_{r2} \alpha_{r2})}$$

$$R_{ct} = \frac{K_{o2} + K_{r2}}{f F \Gamma K_{r2} (K_{o2} + 4 K_{o1} \alpha_{o1} + 4 K_{r1} \alpha_{r1})}$$

Concentration impedances

$$Z_A(s) = K_{r2} R_{ct} (\theta_s K_{o2} \alpha_{o2} + \theta_A K_{r2} \alpha_{r2}) / (\theta_s (K_{o2} (s + 2 K_{r1}) \alpha_{o2} + 2 K_{o1} (2 (s + K_{o2} + K_{r2}) \alpha_{o1} - K_{o2} \alpha_{o2}) + 4 K_{r1} (s + K_{o2} + K_{r2}) \alpha_{r1}) + \theta_A (s - 2 K_{o1} + 2 K_{r1}) K_{r2} \alpha_{r2})$$

$$Z_A(s) = \frac{K_{o2} K_{r2} R_{ct}}{4 (s + K_{r2}) (K_{o1} \alpha_{o1} + K_{r1} \alpha_{r1}) + K_{o2} (s + K_{o1} (-2 + 4 \alpha_{o1}) + K_{r1} (2 + 4 \alpha_{r1}))}$$

$$Z_s(s) = \frac{-(2K_{o1} + K_{o2} - 2K_{r1}) R_{ct} (\theta_s K_{o2} \alpha_{o2} + \theta_A K_{r2} \alpha_{r2}) /}{(\theta_s (-4K_{o1} (s + K_{o2} + K_{r2}) \alpha_{o1} - K_{o2} (s - 2K_{o1} + 2K_{r1}) \alpha_{o2} - 4K_{r1} (s + K_{o2} + K_{r2}) \alpha_{r1}) - \theta_A (s - 2K_{o1} + 2K_{r1}) K_{r2} \alpha_{r2})}$$

$$Z_s(s) = \frac{K_{o2} (2K_{o1} + K_{o2} - 2K_{r1}) R_{ct}}{4(s + K_{r2}) (K_{o1} \alpha_{o1} + K_{r1} \alpha_{r1}) + K_{o2} (s + K_{o1} (-2 + 4\alpha_{o1}) + K_{r1} (2 + 4\alpha_{r1}))}$$

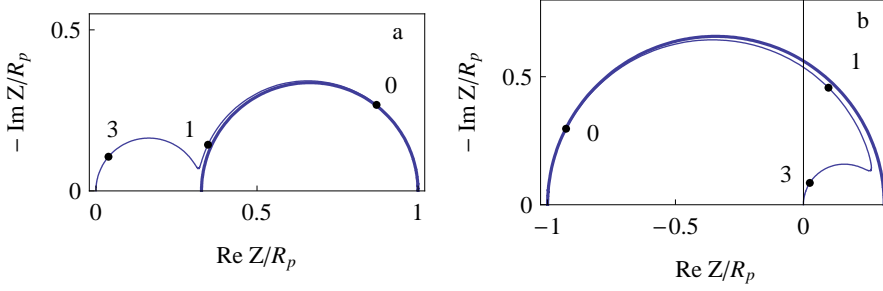


Figure 2.3: Two typical Nyquist impedance diagrams for the dissolution-passivation reaction. Parameters value as in Fig.2.2 and $C_{dl} = 10^{-4}$ F. $V_a = 0.17$ V and $V_b = 0.25$ V. Thick lines: Faradaic impedance, thin lines: electrode impedance.

2.2.5 Equivalent circuit

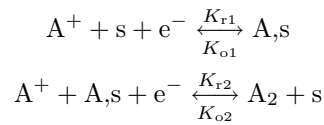
Fig. 2.4

$$R_\theta = \frac{R_{ct} K_{o2} (2K_{o1} + K_{o2} - 2K_{r1} + K_{r2})}{K_{o1} ((4\alpha_{o1} - 2) K_{o2} + 4\alpha_{o1} K_{r2}) + 2K_{r1} (2\alpha_{r1} K_{o2} + K_{o2} + 2\alpha_{r1} K_{r2})}$$

$$C_\theta = \frac{4\alpha_{o1} K_{o1} + K_{o2} + 4\alpha_{r1} K_{r1}}{R_{ct} K_{o2} (2K_{o1} + K_{o2} - 2K_{r1} + K_{r2})}$$

2.3 Volmer-Heyrovský (V-H) reaction

2.3.1 Mechanism



2.3.2 Kinetic equations

No mass transport limitations, Langmuir isotherm

$$A^+(0, t) \approx A^{+*}, \quad A_2(0, t) \approx A_2^*$$

$$K_{r1} = k_{r1} A^{+*} \exp(-\alpha_{r1} f E), \quad K_{o1} = k_{o1} \exp(\alpha_{o1} f E)$$

$$K_{r2} = k_{r2} A^{+*} \exp(-\alpha_{r2} f E), \quad K_{o2} = k_{o2} A_2^* \exp(\alpha_{o2} f E)$$

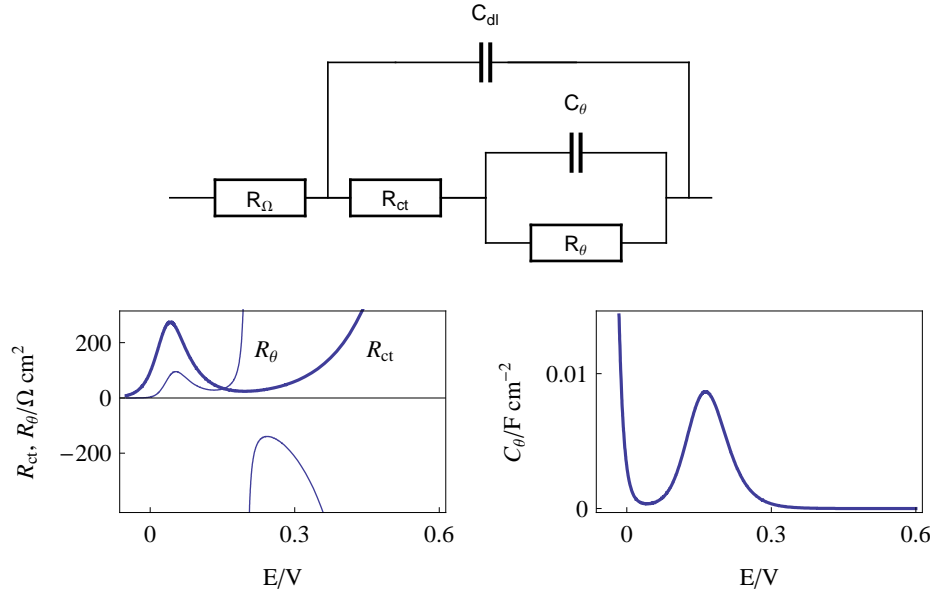


Figure 2.4: Equivalent circuit for the dissolution-passivation reaction and change of R_{θ} and C_{θ} with E . Parameters value as in Fig. 2.3.

Transformation rates

$$v_s(t) = -v_1(t) + v_2(t), v_A(t) = v_1(t) - v_2(t)$$

Mass balance equations

Rate of production of adsorbed species

$$\frac{d\theta_s(t)}{dt} = \frac{v_s(t)}{\Gamma}, \frac{d\theta_A(t)}{dt} = \frac{v_A(t)}{\Gamma}$$

Current density vs. step rates

$$i_f(t) = -F (v_1(t) + v_2(t))$$

Step rates

$$v_1(t) = -\theta_A(t) \Gamma K_{o1}(t) + \theta_s(t) \Gamma K_{r1}(t), v_2(t) = -\theta_s(t) \Gamma K_{o2}(t) + \theta_A(t) \Gamma K_{r2}(t)$$

2.3.3 Steady-state conditions

Steady-state equations

Adsorbed species

$$d\theta_s/dt = 0, \theta_A + \theta_s = 1$$

Steady-state solutions

Adsorbed species

$$\theta_s = \frac{K_{o1} + K_{r2}}{K_{o1} + K_{o2} + K_{r1} + K_{r2}}, \theta_A = \frac{K_{o2} + K_{r1}}{K_{o1} + K_{o2} + K_{r1} + K_{r2}}$$

Current density

$$i_f = \frac{2 F \Gamma (K_{o1} K_{o2} - K_{r1} K_{r2})}{K_{o1} + K_{o2} + K_{r1} + K_{r2}}$$

2.3.4 Faradaic impedance**Faradaic impedance**

$$Z_f(s) = R_{ct} + Z_A(s) + Z_s(s)$$

Charge transfer resistance

$$R_{ct} = \frac{1}{f F \Gamma (\theta_A K_{o1} \alpha_{o1} + \theta_s K_{o2} \alpha_{o2} + \theta_s K_{r1} \alpha_{r1} + \theta_A K_{r2} \alpha_{r2})}$$

Concentration impedances

$$Z_A(s) = (K_{o1} - K_{r2}) R_{ct} (\theta_A K_{o1} \alpha_{o1} - \theta_s K_{o2} \alpha_{o2} + \theta_s K_{r1} \alpha_{r1} - \theta_A K_{r2} \alpha_{r2}) /$$

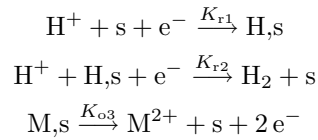
$$(\theta_s K_{o2} (s + 2 K_{r1}) \alpha_{o2} + \theta_s K_{r1} (s + 2 K_{o2} + 2 K_{r2}) \alpha_{r1} + \theta_A (s + 2 K_{r1}) K_{r2} \alpha_{r2} +$$

$$K_{o1} (\theta_A (s + 2 K_{o2} + 2 K_{r2}) \alpha_{o1} + 2 (\theta_s K_{o2} \alpha_{o2} + \theta_A K_{r2} \alpha_{r2})))$$

$$Z_s(s) = (K_{o2} - K_{r1}) R_{ct} (-\theta_A K_{o1} \alpha_{o1} + \theta_s K_{o2} \alpha_{o2} - \theta_s K_{r1} \alpha_{r1} + \theta_A K_{r2} \alpha_{r2}) /$$

$$(\theta_s K_{o2} (s + 2 K_{r1}) \alpha_{o2} + \theta_s K_{r1} (s + 2 K_{o2} + 2 K_{r2}) \alpha_{r1} + \theta_A (s + 2 K_{r1}) K_{r2} \alpha_{r2} +$$

$$K_{o1} (\theta_A (s + 2 K_{o2} + 2 K_{r2}) \alpha_{o1} + 2 (\theta_s K_{o2} \alpha_{o2} + \theta_A K_{r2} \alpha_{r2})))$$

2.4 Volmer-Heyrovský (V-H) corrosion reaction**2.4.1 Mechanism****2.4.2 Kinetic equations**

No mass transport limitations, Langmuir isotherm

$$H^+(0, t) \approx H^{+*}, M, s \equiv s$$

$$K_{r1} = k_{r1} \exp(-\alpha_{r1} f E), k_{r1} = k'_{r1} H^{+*}$$

$$K_{r2} = k_{r2} \exp(-\alpha_{r2} f E), k_{r2} = k'_{r2} H^{+*}, K_{o3} = k_{o3} \exp(2 \alpha_{o3} f E)$$

Transformation rates

$$v_s(t) = -v_1(t) + v_2(t), v_H(t) = v_1(t) - v_2(t)$$

Mass balance equations

Rate of production of adsorbed species

$$\frac{d\theta_s(t)}{dt} = \frac{v_s(t)}{\Gamma}, \frac{d\theta_H(t)}{dt} = \frac{v_H(t)}{\Gamma}$$

Current density vs. step rates

$$i_f(t) = -F (v_1(t) + v_2(t) - 2v_3(t))$$

Step rates

$$v_1(t) = K_{r1}(t) \Gamma \theta_s(t), v_2(t) = K_{r2}(t) \Gamma \theta_H(t), v_3(t) = K_{o3}(t) \Gamma \theta_s(t)$$

2.4.3 Steady-state conditions**Steady-state equations**

Adsorbed species

$$d\theta_s/dt = 0, \theta_H + \theta_s = 1$$

Steady-state solutions

Adsorbed species

$$\theta_s = \frac{K_{r2}}{K_{r1} + K_{r2}}, \theta_H = \frac{K_{r1}}{K_{r1} + K_{r2}}$$

Current density

$$i_f = \frac{2 F \Gamma (K_{o3} K_{r2} - K_{r1} K_{r2})}{K_{r1} + K_{r2}} \quad (2.2)$$

$$i_f = 0 \Rightarrow E = E_{\text{cor}} = \frac{1}{(\alpha_{r1} + 2 \alpha_{o3}) f} \ln \left(\frac{k_{r1}}{k_{o3}} \right)$$

$$\begin{aligned} i_{\text{cor}} &= \frac{2 F \Gamma K_{o3}(E_{\text{cor}}) K_{r2}(E_{\text{cor}})}{K_{r1}(E_{\text{cor}}) + K_{r2}(E_{\text{cor}})} = \frac{2 F \Gamma K_{r1}(E_{\text{cor}}) K_{r2}(E_{\text{cor}})}{K_{r1}(E_{\text{cor}}) + K_{r2}(E_{\text{cor}})} \\ &= \frac{2 F \Gamma k_{r1} k_{r2}}{\frac{\alpha_{r2}}{k_{r1} \left(\frac{k_{r1}}{k_{o3}} \right) 2\alpha_{o3} + \alpha_{r1}} + k_{r2} \left(\frac{k_{r1}}{k_{o3}} \right) 2\alpha_{o3} + \alpha_{r1}} \end{aligned}$$

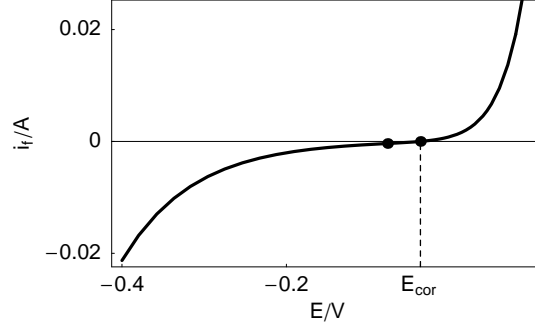


Figure 2.5: i_f vs. E curve calculated with Eq. (2.2) for $k_{r1} = 1 \text{ s}^{-1}$, $k_{r2} = 1 \text{ s}^{-1}$, $k_{o3} = 10^1 \text{ s}^{-1}$, $\alpha_{r1} = 0.8$, $\alpha_{r2} = 0.3$, $\alpha_{o3} = 0.4$, $\Gamma = 10^{-9} \text{ mol cm}^{-2}$, $f = 38.9$, $F = 96485 \text{ C mol}^{-1}$.

2.4.4 Faradaic impedance

Faradaic impedance

$$Z_f(s) = R_{ct} + Z_H(s) + Z_s(s)$$

$$Z_f(s) = (K_{r1} + K_{r2} + s) / (f F \Gamma (2 (\alpha_{r2} \theta_H K_{r2} (-K_{o3} + K_{r1}) + (\alpha_{r1} (K_{o3} + K_{r2}) K_{r1} + 2 \alpha_{o3} K_{o3} (K_{r2} + K_{r1})) \theta_s) + (\alpha_{r2} \theta_H K_{r2} + 4 \alpha_{o3} K_{o3} \theta_s + \alpha_{r1} K_{r1} \theta_s) s))$$

$$Z_f(s) = \frac{(K_{r2} + K_{r1})(K_{r2} + K_{r1} + s)}{f F \Gamma K_{r2} (\alpha_{r1} K_{r1} (2(K_{o3} + K_{r2}) + s) + 4 \alpha_{o3} K_{o3} (K_{r2} + K_{r1} + s) + \alpha_{r2} K_{r1} (-2K_{o3} + 2K_{r1} + s))}$$

Polarization resistance

$$R_p = \frac{K_{r1} + K_{r2}}{2 f F \Gamma (\alpha_{r2} \theta_H K_{r2} (-K_{o3} + K_{r1}) + (\alpha_{r1} (K_{o3} + K_{r2}) K_{r1} + 2 \alpha_{o3} K_{o3} (K_{r2} + K_{r1})) \theta_s)} \\ = \frac{(K_{r2} + K_{r1})^2}{2 f F \Gamma K_{r2} (2 \alpha_{o3} K_{o3} (K_{r2} + K_{r1}) + K_{r1} (\alpha_{r1} (K_{o3} + K_{r2}) + \alpha_{r2} (K_{r1} - K_{o3})))}$$

No simple relation between R_p and i_{cor} .

Charge transfer resistance

$$R_{ct} = \frac{1}{f F \Gamma (\alpha_{r2} \theta_H K_{r2} + (4 \alpha_{o3} K_{o3} + \alpha_{r1} K_{r1}) \theta_s)} = \frac{K_{r2} + K_{r1}}{f F \Gamma K_{r2} (4 \alpha_{o3} K_{o3} + (\alpha_{r1} + \alpha_{r2}) K_{r1})} \\ R_{ct}(E_{cor}) = \frac{1}{(2 \alpha_{o3} + (\alpha_{r1} + \alpha_{r2})/2) f i_{cor}}$$

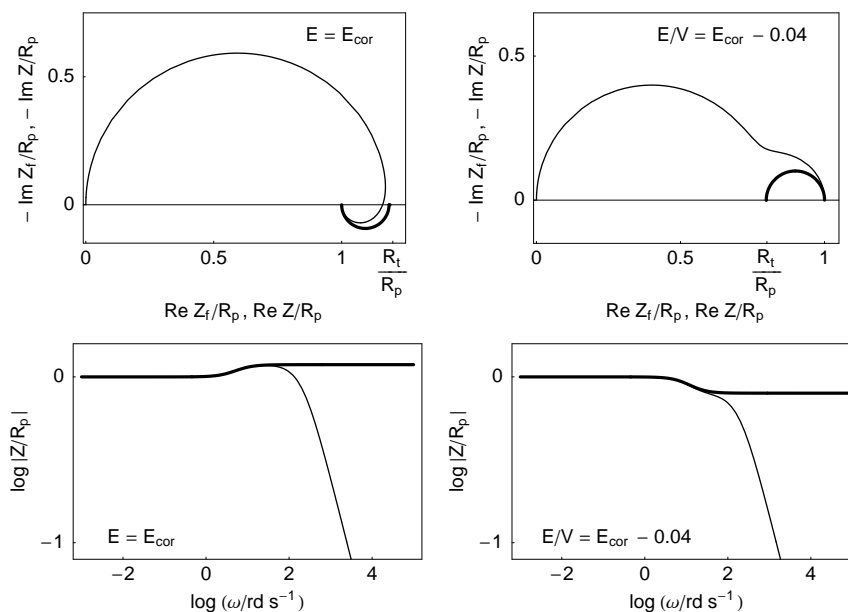
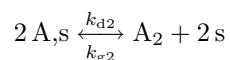
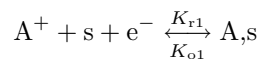


Figure 2.6: Two typical Nyquist impedance and Bode diagrams for the Volmer-Heyrovský (V-H) corrosion reaction (Thick lines: Faradaic impedance, thin lines: electrode impedance). Parameters value as in Fig. 2.5 and $C_{d1} = 5 \times 10^{-5}$ F.

2.5 Volmer-Tafel (V-T) reaction

2.5.1 Mechanism



2.5.2 Kinetic equations

No mass transport limitations, Langmuir isotherm

$$A^+(0, t) \approx A^{+*}, \quad A_2(0, t) \approx A_2^*$$

$$K_{r1} = k_{r1} A^{+*} \exp(-\alpha_{r1} f E), \quad K_{o1} = k_{o1} \exp(\alpha_{o1} f E), \quad k_{g2} = k'_{g2} A_2^*$$

Transformation rates

$$v_s(t) = -v_1(t) + 2v_2(t), \quad v_A(t) = v_1(t) - 2v_2(t)$$

Mass balance equations

Rate of production of adsorbed species

$$\frac{d\theta_s(t)}{dt} = \frac{v_s(t)}{\Gamma}, \quad \frac{d\theta_A(t)}{dt} = \frac{v_A(t)}{\Gamma}$$

Current density vs. step rates

$$i_f(t) = -F v_1(t)$$

Step rates

$$v_1(t) = -\theta_A(t) \Gamma K_{o1}(t) + \theta_s(t) \Gamma K_{r1}(t), v_2(t) = \theta_A(t)^2 \Gamma^2 k_{d2} - \theta_s(t)^2 \Gamma^2 k_{g2}$$

2.5.3 Steady-state conditions**Steady-state equations**

Adsorbed species

$$d\theta_s/dt = 0, \theta_A + \theta_s = 1$$

Steady-state solutions

Adsorbed species

$$\theta_A = \frac{-\left(4\Gamma k_{g2} + K_{o1} + K_{r1} - \sqrt{8\Gamma k_{g2} K_{o1} + 8\Gamma k_{d2} (2\Gamma k_{g2} + K_{r1}) + (K_{o1} + K_{r1})^2}\right)}{4\Gamma (k_{d2} - k_{g2})}$$

Current density

$$i_f = \frac{F}{4(k_{d2} - k_{g2})} \left(-\left(4\Gamma k_{g2} K_{o1} + 4\Gamma k_{d2} K_{r1} + (K_{o1} + K_{r1})^2\right) + (K_{o1} + K_{r1}) \sqrt{8\Gamma k_{g2} K_{o1} + 8\Gamma k_{d2} (2\Gamma k_{g2} + K_{r1}) + (K_{o1} + K_{r1})^2} \right)$$

2.5.4 Faradaic impedance**Faradaic impedance**

$$Z_f(s) = R_{ct} + Z_A(s) + Z_s(s)$$

$$Z_f(s) = \frac{s + 4\theta_A \Gamma k_{d2} + 4\theta_s \Gamma k_{g2} + K_{o1} + K_{r1}}{F f \Gamma (s + 4\theta_A \Gamma k_{d2} + 4\theta_s \Gamma k_{g2}) (\theta_A K_{o1} \alpha_{o1} + \theta_s K_{r1} \alpha_{r1})}$$

Charge transfer resistance

$$R_{ct} = \frac{1}{f F \Gamma (\theta_A K_{o1} \alpha_{o1} + \theta_s K_{r1} \alpha_{r1})}$$

Concentration impedances

$$Z_A(s) = \frac{K_{o1} R_{ct}}{s + 4\Gamma (k_{d2} \theta_A + k_{g2} \theta_s)}, Z_s(s) = \frac{K_{r1} R_{ct}}{s + 4\Gamma (k_{d2} \theta_A + k_{g2} \theta_s)}$$

$$Z_\theta(s) = Z_A(s) + Z_s(s) = \frac{(K_{o1} + K_{r1}) R_{ct}}{s + 4\Gamma (k_{d2} \theta_A + k_{g2} \theta_s)} = \frac{R_\theta}{1 + R_\theta C_\theta s}$$

$$R_\theta = \frac{(K_{o1} + K_{r1}) R_{ct}}{4\Gamma (k_{d2} \theta_A + k_{g2} \theta_s)}, C_\theta = \frac{1}{(K_{o1} + K_{r1}) R_{ct}}$$

2.5.5 Equivalent circuit

Fig. 2.7.

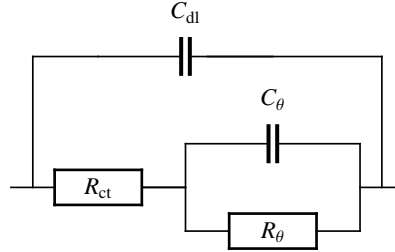
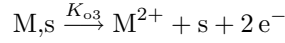
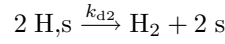
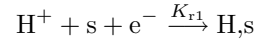


Figure 2.7: Equivalent circuit for the impedance of (V-T) reaction.

2.6 Volmer-Tafel (V-T) corrosion reaction

2.6.1 Mechanism



2.6.2 Kinetic equations

No mass transport limitations, Langmuir isotherm, $H^+(0, t) \approx H^{+*}$, $M, s \equiv s$, $K_{r1} = k_{r1} \exp(-\alpha_{r1} f E)$, $k_{r1} = k'_{r1} H^{+*}$, $K_{o3} = k_{o3} \exp(2 \alpha_{o3} f E)$, $k_{o1} = 0$, $k_{r3} = 0$.

Transformation rates

$$v_s(t) = -v_1(t) + 2 v_2(t), v_H(t) = v_1(t) - 2 v_2(t)$$

Mass balance equations

Rate of production of adsorbed species

$$\frac{d\theta_s(t)}{dt} = \frac{v_s(t)}{\Gamma}, \frac{d\theta_H(t)}{dt} = \frac{v_H(t)}{\Gamma}$$

Current density vs. step rates

$$i_f(t) = -F (v_1(t) - 2 v_3(t))$$

Step rates

$$v_1(t) = K_{r1}(t) \Gamma \theta_s(t), \quad v_2(t) = k_{d2} (\Gamma \theta_H(t))^2, \quad v_3(t) = K_{o3}(t) \Gamma \theta_s(t)$$

2.6.3 Steady-state conditions**Steady-state equations**

Adsorbed species

$$d\theta_s/dt = 0, \quad \theta_H + \theta_s = 1$$

Steady-state solutions

Adsorbed species

$$\theta_s = \frac{4\Gamma k_{d2} + K_{r1} - \sqrt{K_{r1} \sqrt{8\Gamma k_{d2} + K_{r1}}}}{4\Gamma k_{d2}}, \quad \theta_s + \theta_H = 1$$

Current density

$$i_f = \frac{4F\Gamma^2 k_{d2} (2K_{o3} - K_{r1})}{4\Gamma k_{d2} + K_{r1} + \sqrt{K_{r1} \sqrt{8\Gamma k_{d2} + K_{r1}}}}$$

$$i_f = 0 \Rightarrow E = E_{cor} = \frac{1}{f(2\alpha_{o3} + \alpha_{r1})} \log \left(\frac{k_{r1}}{2k_{o3}} \right)$$

$$i_{cor} = \frac{2^{3-\exp_2} F\Gamma^2 k_{d2} k_{o3} \left(\frac{k_{o3}}{k_{r1}} \right)^{-\exp_2}}{2^{\exp_1} k_{r1} \left(\frac{k_{o3}}{k_{r1}} \right)^{\exp_1} + 4\Gamma k_{d2} + \sqrt{2^{\exp_1} \left(\frac{k_{o3}}{k_{r1}} \right)^{\exp_1} k_{r1} \sqrt{2^{\exp_1} k_{r1} \left(\frac{k_{o3}}{k_{r1}} \right)^{\exp_1} + 8\Gamma k_{d2}}}}$$

with

$$\exp_1 = \frac{\alpha_{r1}}{2\alpha_{o3} + \alpha_{r1}}, \quad \exp_2 = \frac{2\alpha_{o3}}{2\alpha_{o3} + \alpha_{r1}}$$

2.6.4 Faradaic impedance**Transfer resistance**

$$R_{ct} = \frac{1}{fF\Gamma(4K_{o3}\alpha_{o3} + K_{r1}\alpha_{r1})\theta_s}$$

Relation between $R_{ct}(E_{cor})$ and i_{cor} :

$$R_{ct}(E_{cor}) i_{cor} = \frac{1}{f(2\alpha_{o3} + \alpha_{r1})}$$

Concentration impedance

$$Z_s(s) = \frac{K_{r1}(K_{r1} - 2K_{o3})R_{ct}\alpha_{r1}}{2K_{o3}K_{r1}\alpha_{r1} + K_{r1}(s + 4\Gamma k_{d2}\theta_H)\alpha_{r1} + 4K_{o3}\alpha_{o3}(s + K_{r1} + 4\Gamma k_{d2}\theta_H)}$$

Faradaic impedance

$$Z_f(s) = R_{ct} + Z_s(s)$$

$$Z_f(s) = R_{ct} \left(1 + \frac{K_{r1}(K_{r1} - 2K_{o3})\alpha_{r1}}{2K_{o3}K_{r1}\alpha_{r1} + K_{r1}(s + 4\Gamma k_{d2}\theta_H)\alpha_{r1} + 4K_{o3}\alpha_{o3}(s + K_{r1} + 4\Gamma k_{d2}\theta_H)} \right)$$

Polarization resistance

$$R_p = R_{ct} \left(1 + \frac{K_{r1} (K_{r1} - 2K_{o3}) R_{ct} \alpha_{r1}}{2K_{o3} K_{r1} (2\alpha_{o3} + \alpha_{r1}) + 4\Gamma k_{d2} (4K_{o3} \alpha_{o3} + K_{r1} \alpha_{r1}) \theta_H} \right)$$

No simple relation between $R_p(E_{cor})$ and i_{cor} .

Equivalent circuit

$$Z_s = \frac{R_s}{1 + R_s C_s s}, \quad C_s = \frac{4K_{o3} \alpha_{o3} + K_{r1} \alpha_{r1}}{K_{r1} (K_{r1} - 2K_{o3}) R_{ct} \alpha_{r1}}$$

$$R_s = \frac{K_{r1} (K_{r1} - 2K_{o3}) R_{ct} \alpha_{r1}}{2K_{o3} K_{r1} (2\alpha_{o3} + \alpha_{r1}) + 4\Gamma k_{d2} (4K_{o3} \alpha_{o3} + K_{r1} \alpha_{r1}) \theta_A}$$

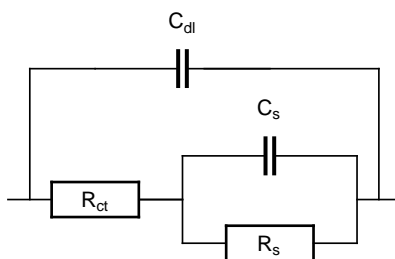
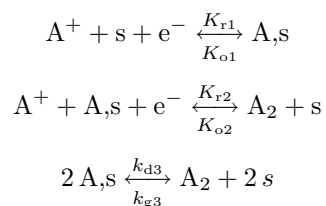


Figure 2.8: Equivalent circuit for the impedance of (V-T) corrosion reaction.

2.7 Volmer-Heyrovský-Tafel (V-H-T) reaction**2.7.1 Mechanism****2.7.2 Kinetic equations**

No mass transport limitations, Langmuir isotherm

$$A^+(0, t) \approx A^{+*}, \quad A_2(0, t) \approx A_2^*$$

$$K_{r1} = k_{r1} A^{+*} \exp(-\alpha_{r1} f E), \quad K_{o1} = k_{o1} \exp(\alpha_{o1} f E)$$

$$K_{r2} = k_{r2} A^{+*} \exp(-\alpha_{r2} f E), \quad K_{o2} = k_{o2} A_2^* \exp(\alpha_{o2} f E), \quad k_{g3} = k'_{g3} A_2^*$$

Transformation rates

$$v_s(t) = -v_1(t) + v_2(t) + 2v_3(t), v_A(t) = v_1(t) - v_2(t) - 2v_3(t)$$

Mass balance equations

Rate of production of adsorbed species

$$\frac{d\theta_s(t)}{dt} = \frac{v_s(t)}{\Gamma}, \frac{d\theta_A(t)}{dt} = \frac{v_A(t)}{\Gamma}$$

Current density vs. step rates

$$i_f(t) = -F (v_1(t) + v_2(t))$$

Step rates

$$v_1(t) = -\theta_A(t) \Gamma K_{o1}(t) + \theta_s(t) \Gamma K_{r1}(t)$$

$$v_2(t) = -\theta_s(t) \Gamma K_{o2}(t) + \theta_A(t) \Gamma K_{r2}(t)$$

$$v_3(t) = \theta_A(t)^2 \Gamma^2 k_{d3} - \theta_s(t)^2 \Gamma^2 k_{g3}$$

2.7.3 Steady-state conditions**Steady-state equations**

Adsorbed species

$$d\theta_s/dt = 0, \theta_A + \theta_s = 1$$

Steady-state solutions

Adsorbed species

$$\theta_A = \frac{1}{4\Gamma(k_{g3} - k_{d3})} (4\Gamma k_{g3} + K_{o1} + K_{o2} + K_{r1} + K_{r2} - \sqrt{8\Gamma(k_{d3} - k_{g3})(2\Gamma k_{g3} + K_{o2} + K_{r1}) + (4\Gamma k_{g3} + K_{o1} + K_{o2} + K_{r1} + K_{r2})^2})$$

Current density

$$i_f = \frac{F}{4(k_{d3} - k_{g3})} \left(4\Gamma k_{d3} (K_{o2} - K_{r1}) - (K_{o1} + K_{r1})^2 + 4\Gamma k_{g3} (-K_{o1} + K_{r2}) + (K_{o2} + K_{r2})^2 + (K_{o1} - K_{o2} + K_{r1} - K_{r2}) \right) \times \sqrt{8\Gamma(k_{d3} - k_{g3})(2\Gamma k_{g3} + K_{o2} + K_{r1}) + (4\Gamma k_{g3} + K_{o1} + K_{o2} + K_{r1} + K_{r2})^2}$$

2.7.4 Faradaic impedance

Faradaic impedance

$$Z_f(s) = R_{ct} + Z_A(s) + Z_s(s)$$

$$\begin{aligned} Z_f(s) = & (s + 4\theta_A \Gamma k_{d3} + 4\theta_s \Gamma k_{g3} + K_{o1} + K_{o2} + K_{r1} + K_{r2}) / \\ & (f F \Gamma (\theta_s K_{o2} (s + 4\theta_A \Gamma k_{d3} + 4\theta_s \Gamma k_{g3} + 2K_{r1}) \alpha_{o2} \\ & + \theta_s K_{r1} (s + 4\theta_A \Gamma k_{d3} + 4\theta_s \Gamma k_{g3} + 2K_{o2} + 2K_{r2}) \alpha_{r1} \\ & + \theta_A (s + 4\theta_A \Gamma k_{d3} + 4\theta_s \Gamma k_{g3} + 2K_{r1}) K_{r2} \alpha_{r2} \\ & + K_{o1} (\theta_A (s + 4\theta_A \Gamma k_{d3} + 4\theta_s \Gamma k_{g3} + 2K_{o2} + 2K_{r2}) \alpha_{o1} + 2 (\theta_s K_{o2} \alpha_{o2} + \theta_A K_{r2} \alpha_{r2}))) \end{aligned}$$

Charge transfer resistance

$$R_{ct} = \frac{1}{f F \Gamma (\theta_A K_{o1} \alpha_{o1} + \theta_s K_{o2} \alpha_{o2} + \theta_s K_{r1} \alpha_{r1} + \theta_A K_{r2} \alpha_{r2})}$$

Concentration impedances

$$\begin{aligned} Z_A(s) = & (K_{o1} - K_{r2}) R_{ct} (\theta_A K_{o1} \alpha_{o1} - \theta_s K_{o2} \alpha_{o2} + \theta_s K_{r1} \alpha_{r1} - \theta_A K_{r2} \alpha_{r2}) / \\ & (\theta_s K_{o2} (s + 4\theta_A \Gamma k_{d3} + 4\theta_s \Gamma k_{g3} + 2K_{r1}) \alpha_{o2} \\ & + \theta_s K_{r1} (s + 4\theta_A \Gamma k_{d3} + 4\theta_s \Gamma k_{g3} + 2K_{o2} + 2K_{r2}) \alpha_{r1} \\ & + \theta_A (s + 4\theta_A \Gamma k_{d3} + 4\theta_s \Gamma k_{g3} + 2K_{r1}) K_{r2} \alpha_{r2} \\ & + K_{o1} (\theta_A (s + 4\theta_A \Gamma k_{d3} + 4\theta_s \Gamma k_{g3} + 2K_{o2} + 2K_{r2}) \alpha_{o1} + 2 (\theta_s K_{o2} \alpha_{o2} + \theta_A K_{r2} \alpha_{r2}))) \end{aligned}$$

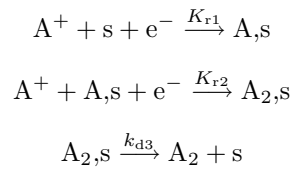
$$\begin{aligned} Z_s(s) = & (K_{o2} - K_{r1}) R_{ct} (-\theta_A K_{o1} \alpha_{o1} + \theta_s K_{o2} \alpha_{o2} - \theta_s K_{r1} \alpha_{r1} + \theta_A K_{r2} \alpha_{r2}) / \\ & (\theta_s K_{o2} (s + 4\theta_A \Gamma k_{d3} + 4\theta_s \Gamma k_{g3} + 2K_{r1}) \alpha_{o2} \\ & + \theta_s K_{r1} (s + 4\theta_A \Gamma k_{d3} + 4\theta_s \Gamma k_{g3} + 2K_{o2} + 2K_{r2}) \alpha_{r1} \\ & + \theta_A (s + 4\theta_A \Gamma k_{d3} + 4\theta_s \Gamma k_{g3} + 2K_{r1}) K_{r2} \alpha_{r2} \\ & + K_{o1} (\theta_A (s + 4\theta_A \Gamma k_{d3} + 4\theta_s \Gamma k_{g3} + 2K_{o2} + 2K_{r2}) \alpha_{o1} + 2 (\theta_s K_{o2} \alpha_{o2} + \theta_A K_{r2} \alpha_{r2}))) \end{aligned}$$

Chapter 3

Reactions involving two adsorbates

3.1 Volmer-Heyrovský with chemical desorption

3.1.1 Mechanism [9, 3, 4]



3.1.2 Kinetic equations

No mass transfer limitations, Langmuir isotherm

$$A^+(0, t) \approx A^{+*}$$

$$K_{r1} = k_{r1} A^{+*} \exp(-\alpha_{r1} f E), \quad K_{r2} = k_{r2} A^{+*} \exp(-\alpha_{r2} f E)$$

Transformation rates

$$v_s(t) = -v_1(t) + v_3(t), \quad v_A(t) = v_1(t) - v_2(t), \quad v_{A_2}(t) = v_2(t) - v_3(t)$$

Mass balance equations

Rate of production of adsorbed species

$$\frac{d\theta_s(t)}{dt} = \frac{v_s(t)}{\Gamma}, \quad \frac{d\theta_A(t)}{dt} = \frac{v_A(t)}{\Gamma}, \quad \frac{d\theta_{A_2}(t)}{dt} = \frac{v_{A_2}(t)}{\Gamma}$$

Current density vs. step rates

$$i_f(t) = -F (v_1(t) + v_2(t))$$

Step rates

$$v_1(t) = \theta_s(t) \Gamma K_{r1}(t), v_2(t) = \theta_A(t) \Gamma K_{r2}(t), v_3(t) = \theta_{A_2}(t) \Gamma k_{d3}$$

3.1.3 Steady-state conditions**Steady-state equations**

Adsorbed species

$$d\theta_s/dt = 0, d\theta_A/dt = 0, \theta_A + \theta_{A_2} + \theta_s = 1$$

Steady-state solutions

Adsorbed species

$$\theta_A = \frac{k_{d3} K_{r1}}{K_{r1} K_{r2} + k_{d3} (K_{r1} + K_{r2})}, \theta_{A_2} = \frac{K_{r1} K_{r2}}{K_{r1} K_{r2} + k_{d3} (K_{r1} + K_{r2})}$$

Current density

$$i_f = \frac{-2 F \Gamma k_{d3} K_{r1} K_{r2}}{K_{r1} K_{r2} + k_{d3} (K_{r1} + K_{r2})}$$

3.1.4 Faradaic impedance**Faradaic impedance**

$$Z_f(s) = R_{ct} + Z_A(s) + Z_s(s)$$

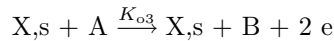
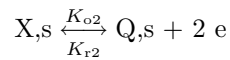
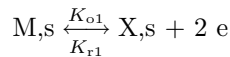
Charge transfer resistance

$$R_{ct} = \frac{1}{f F \Gamma (\theta_s K_{r1} \alpha_{r1} + \theta_A K_{r2} \alpha_{r2})}$$

Concentration impedances

$$Z_A(s) = \frac{K_{r2} R_{ct} (-\theta_s (s + k_{d3}) K_{r1} \alpha_{r1}) + \theta_A (s + k_{d3} + K_{r1}) K_{r2} \alpha_{r2}}{\theta_s (s + k_{d3}) K_{r1} (s + 2 K_{r2}) \alpha_{r1} + \theta_A (s (s + k_{d3}) + (s + 2 k_{d3}) K_{r1}) K_{r2} \alpha_{r2}}$$

$$Z_s(s) = \frac{K_{r1} R_{ct} (\theta_s K_{r1} (s + K_{r2}) \alpha_{r1} - k_{d3} (-\theta_s K_{r1} \alpha_{r1} + \theta_A K_{r2} \alpha_{r2}))}{\theta_s (s + k_{d3}) K_{r1} (s + 2 K_{r2}) \alpha_{r1} + \theta_A (s (s + k_{d3}) + (s + 2 k_{d3}) K_{r1}) K_{r2} \alpha_{r2}}$$

3.2 Schuhmann dissolution-passivation reaction # 1**3.2.1 Mechanism [10]**

3.2.2 Kinetic equations

No mass transfer limitations ($A(0, t) \approx A^*$), Langmuir isotherm

$$K_{o1} = k_{o1} \exp(2 \alpha_{o1} f E), K_{r1} = k_{r1} \exp(-2 \alpha_{r1} f E)$$

$$K_{o2} = k_{o2} \exp(2 \alpha_{o2} f E), K_{r2} = k_{r2} \exp(-2 \alpha_{r2} f E), K_{o3} = k_{o3} A^* \exp(2 \alpha_{o3} f E)$$

Transformation rates

$$v_s(t) = -v_1(t), v_X(t) = v_1(t) - v_2(t), v_Q(t) = v_2(t)$$

Mass balance equations

Rate of production of adsorbed species

$$\frac{d\theta_s(t)}{dt} = \frac{v_s(t)}{\Gamma}, \frac{d\theta_X(t)}{dt} = \frac{v_X(t)}{\Gamma}, \frac{d\theta_Q(t)}{dt} = \frac{v_Q(t)}{\Gamma}$$

Current density vs. step rates

$$i_f(t) = 2 F (v_1(t) + v_2(t) + v_3(t))$$

Step rates

$$v_1(t) = \theta_s(t) \Gamma K_{o1}(t) - \theta_X(t) \Gamma K_{r1}(t)$$

$$v_2(t) = \theta_X(t) \Gamma K_{o2}(t) - \theta_Q(t) \Gamma K_{r2}(t)$$

$$v_3(t) = \theta_X(t) \Gamma K_{o3}(t)$$

3.2.3 Steady-state conditions

Steady-state equations

Adsorbed species

$$d\theta_s/d = 0, d\theta_X/dt = 0, \theta_Q + \theta_s + \theta_X = 1$$

Steady-state solutions

Adsorbed species

$$\theta_Q = \frac{K_{o1} K_{o2}}{K_{r1} K_{r2} + K_{o1} (K_{o2} + K_{r2})}, \theta_X = \frac{K_{o1} K_{r2}}{K_{r1} K_{r2} + K_{o1} (K_{o2} + K_{r2})}$$

Current density

$$i_f = \frac{2 F \Gamma K_{o1} K_{o3} K_{r2}}{K_{r1} K_{r2} + K_{o1} (K_{o2} + K_{r2})}$$

3.2.4 Faradaic impedance

Faradaic impedance

$$Z_f(s) = R_{ct} + Z_Q(s) + Z_s(s) + Z_X(s)$$

Charge transfer resistance

$$R_{ct} = \frac{1}{4fF\Gamma(\theta_s K_{o1}\alpha_{o1} + \theta_X K_{o2}\alpha_{o2} + \theta_X K_{o3}\alpha_{o3} + \theta_X K_{r1}\alpha_{r1} + \theta_Q K_{r2}\alpha_{r2})}$$

$$R_{ct} = \frac{K_{r1}K_{r2} + K_{o1}(K_{o2} + K_{r2})}{4fF\Gamma K_{o1}(K_{o2} + \alpha_{o3}K_{o3} + K_{r1})K_{r2}}$$

Polarisation resistance

$$R_p = \frac{(K_{r1}K_{r2} + K_{o1}(K_{o2} + K_{r2}))R_{ct}(K_{o2} + K_{r1} + K_{o3}\alpha_{o3})}{K_{o3}(K_{r1}K_{r2}(\alpha_{o3} + 1) + K_{o1}(K_{r2}\alpha_{o3} - K_{o2}\alpha_{r3}))}$$

Concentration impedances (second order impedance)

$$Z_s(s) = \frac{R_s(1 + \tau_s s)}{1 + \alpha s + \beta s^2} = \frac{K_{o1}K_{r1}(s + 2K_{o2} + K_{r2})R_{ct}}{(s + K_{r2})((s + K_{o3})K_{r1} + K_{o3}(s + K_{o1} + K_{r1})\alpha_{o3}) + K_{o2}(s(s + K_{o1} + 4K_{r1}) - (s + K_{o1})K_{o3}\alpha_{r3})}$$

$$Z_X(s) = \frac{R_X(1 + \tau_X s)}{1 + \alpha s + \beta s^2} = \frac{(K_{o2} + K_{o3} - K_{r1})((s + K_{o1})K_{o2} - K_{r1}(s + K_{r2}))R_{ct}}{(s + K_{r2})((s + K_{o3})K_{r1} + K_{o3}(s + K_{o1} + K_{r1})\alpha_{o3}) + K_{o2}(s(s + K_{o1} + 4K_{r1}) - (s + K_{o1})K_{o3}\alpha_{r3})}$$

$$Z_Q(s) = \frac{R_Q(1 + \tau_Q s)}{1 + \alpha s + \beta s^2} = \frac{K_{o2}(s + K_{o1} + 2K_{r1})K_{r2}R_{ct}}{(s + K_{r2})((s + K_{o3})K_{r1} + K_{o3}(s + K_{o1} + K_{r1})\alpha_{o3}) + K_{o2}(s(s + K_{o1} + 4K_{r1}) - (s + K_{o1})K_{o3}\alpha_{r3})}$$

$$Z_f = \frac{R_p(1 + \tau s)}{1 + \alpha s + \beta s^2} = \frac{(sK_{o2} + (s + K_{r1})(s + K_{r2}) + K_{o1}(s + K_{o2} + K_{r2}))R_{ct}(K_{o2} + K_{r1} + K_{o3}\alpha_{o3})}{(s + K_{r2})((s + K_{o3})K_{r1} + K_{o3}(s + K_{o1} + K_{r1})\alpha_{o3}) + K_{o2}(s(s + K_{o1} + 4K_{r1}) - (s + K_{o1})K_{o3}\alpha_{r3})}$$

Some typical impedance diagrams are shown in Figs. 3.1-3.3.

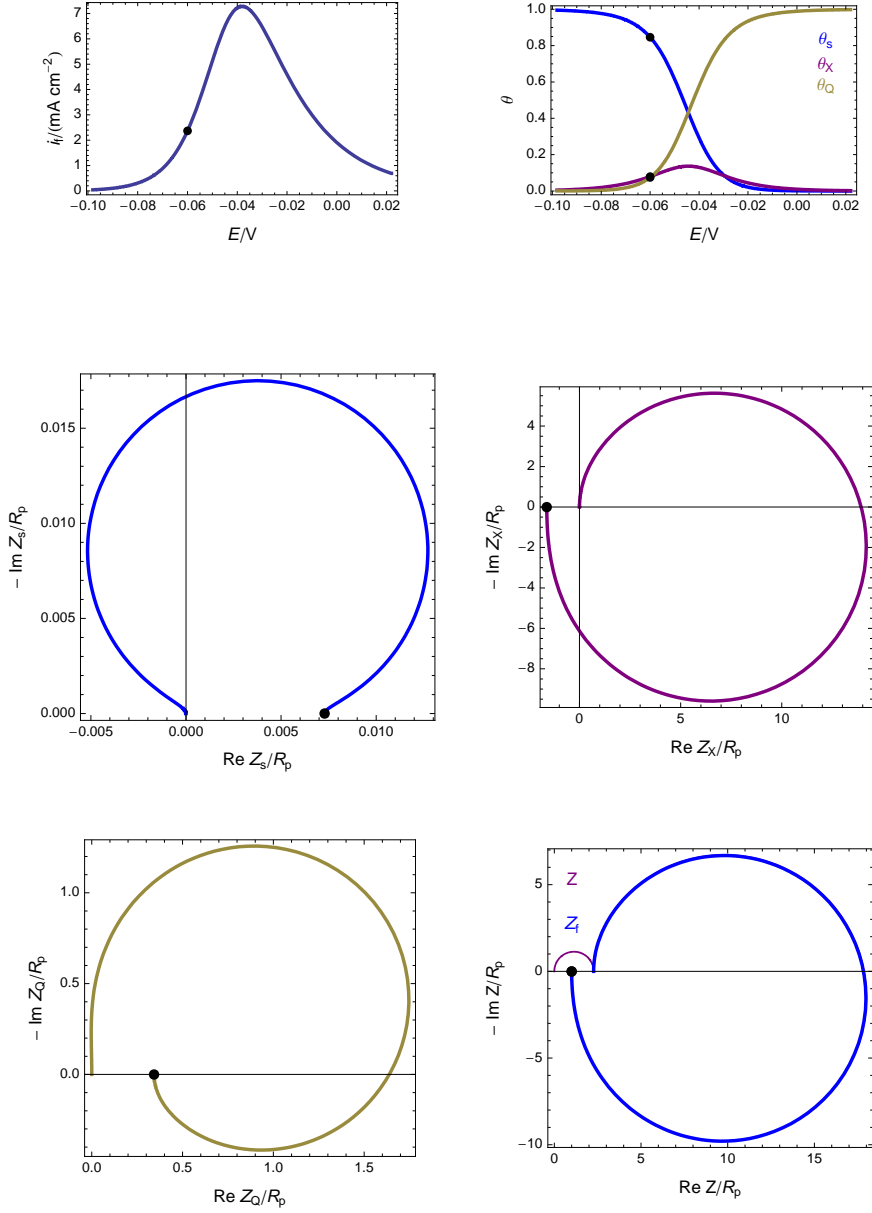


Figure 3.1: Curves calculated for : $k_{o1} = 10 \text{ s}^{-1}$, $k_{r1} = 1 \text{ s}^{-1}$, $\alpha_{o1} = 0.8$, $k_{o2} = 10^2 \text{ s}^{-1}$, $k_{r2} = 1 \text{ s}^{-1}$, $\alpha_{o2} = 0.4$, $k_{o3} A^* = 10^3 \text{ s}^{-1}$, $\alpha_{o3} = 0.4$, $\Gamma = 10^{-9} \text{ mol cm}^{-2}$, $C_{dl} = 10^{-6} \text{ F cm}^{-2}$, $E = -0.06 \text{ V}$.

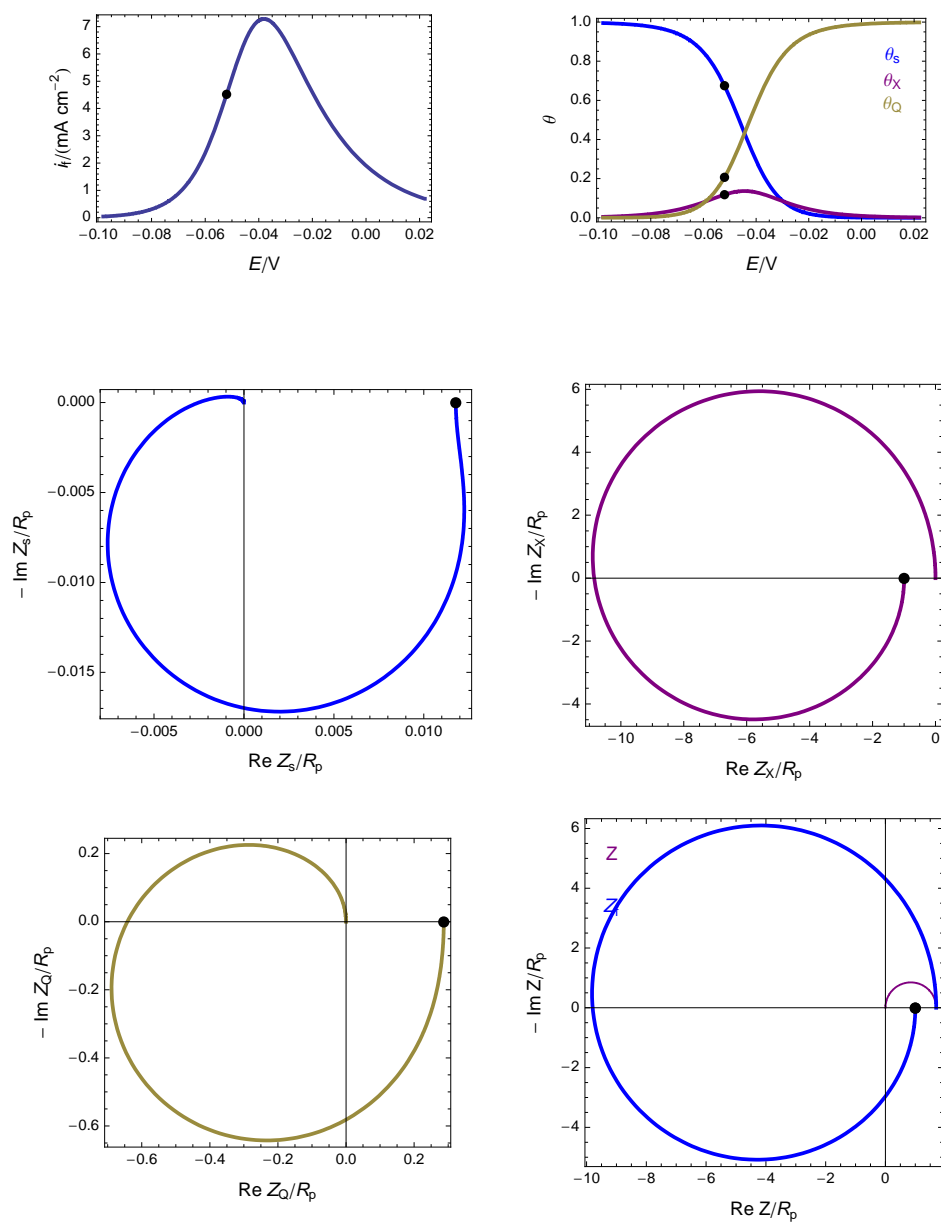


Figure 3.2: Same values of parameters as in Fig. 3.1, $E = -0.052$ V. Hopf bifurcation between -0.06 and -0.052 V [8].

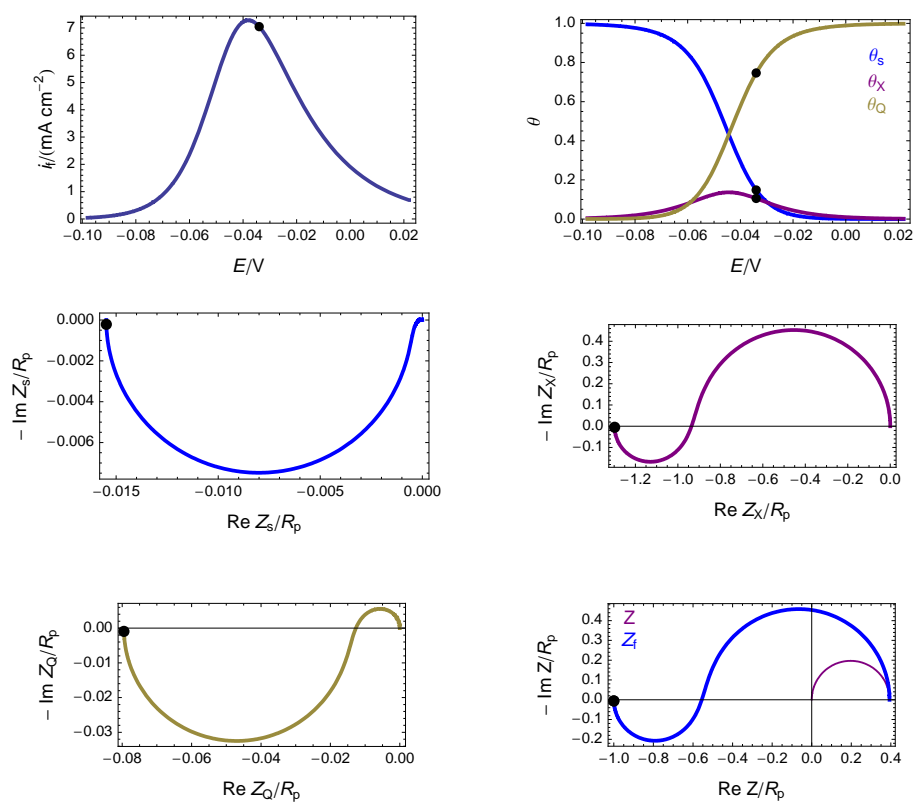
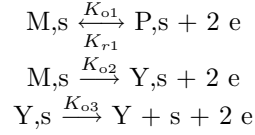


Figure 3.3: Same values of parameters as in Fig. 3.1, $E = -0.034$ V.

3.3 Schuhmann dissolution-passivation reaction # 2

3.3.1 Mechanism [10]



3.3.2 Kinetic equations

No mass transfer limitations, Langmuir isotherm

$$\begin{aligned} K_{\text{o}1} &= k_{\text{o}1} \exp(2 \alpha_{\text{o}1} f E), \quad K_{\text{r}1} = k_{\text{r}1} \exp(-2 \alpha_{\text{r}1} f E) \\ K_{\text{o}2} &= k_{\text{o}2} \exp(2 \alpha_{\text{o}2} f E), \quad K_{\text{o}3} = k_{\text{o}3} \exp(2 \alpha_{\text{o}3} f E) \end{aligned}$$

Transformation rates

$$v_{\text{s}}(t) = -v_1(t) - v_2(t) + v_3(t), \quad v_{\text{P}}(t) = v_1(t), \quad v_{\text{Y}}(t) = v_2(t) - v_3(t)$$

Mass balance equations

Rate of production of adsorbed species

$$\frac{d\theta_{\text{s}}(t)}{dt} = \frac{v_{\text{s}}(t)}{\Gamma}, \quad \frac{d\theta_{\text{P}}(t)}{dt} = \frac{v_{\text{P}}(t)}{\Gamma}, \quad \frac{d\theta_{\text{Y}}(t)}{dt} = \frac{v_{\text{Y}}(t)}{\Gamma}$$

Current density vs. step rates

$$i_{\text{f}}(t) = 2 F (v_1(t) + v_2(t) + v_3(t))$$

Step rates

$$v_1(t) = \theta_{\text{s}}(t) \Gamma K_{\text{o}1}(t) - \theta_{\text{P}}(t) \Gamma K_{\text{r}1}(t)$$

$$v_2(t) = \theta_{\text{s}}(t) \Gamma K_{\text{o}2}(t)$$

$$v_3(t) = \theta_{\text{Y}}(t) \Gamma K_{\text{o}3}(t)$$

3.3.3 Steady-state conditions

Steady-state equations

Adsorbed species

$$d\theta_{\text{s}}/dt = 0, \quad d\theta_{\text{P}}/dt = 0, \quad \theta_{\text{s}} + \theta_{\text{P}} + \theta_{\text{Y}} = 1$$

Steady-state solutions

Adsorbed species

$$\theta_s = \frac{K_{o3}K_{r1}}{K_{o1}K_{o3} + (K_{o2} + K_{o3})K_{r1}}$$

$$\theta_P = \frac{K_{o1}K_{o3}}{K_{o1}K_{o3} + (K_{o2} + K_{o3})K_{r1}}, \theta_Y = \frac{K_{o2}K_{r1}}{K_{o1}K_{o3} + (K_{o2} + K_{o3})K_{r1}}$$

Current density

$$i_f = \frac{4F\Gamma K_{o2}K_{o3}K_{r1}}{K_{o1}K_{o3} + (K_{o2} + K_{o3})K_{r1}}$$

3.3.4 Faradaic impedance

Faradaic impedance

$$Z_f(s) = R_{ct} + Z_s(s) + Z_P(s) + Z_Y(s)$$

Charge transfer resistance

$$R_{ct} = \frac{K_{o1}K_{o3} + (K_{o2} + K_{o3})K_{r1}}{4fF\Gamma K_{o3}K_{r1}(K_{o1} + K_{o2}(\alpha_{o2} + \alpha_{o3}))}$$

Polarisation resistance

$$R_p = \frac{(K_{o1}K_{o3} + (K_{o2} + K_{o3})K_{r1})R_{ct}(K_{o1} + K_{o2}(\alpha_{o2} + \alpha_{o3}))}{K_{o2}K_{r1}(2K_{o3}\alpha_{o2} + 2K_{o2}\alpha_{o3}) - 2K_{o1}K_{o2}K_{o3}\alpha_{r2}}$$

Concentration impedances (second order impedance)

$$Z_s(s) = \frac{R_s(1 + \tau_s s)}{1 + \alpha s + \beta s^2} = \frac{(K_{o1} + K_{o2})R_{ct}(K_{o1}(s + K_{o3}) + K_{o2}(s + K_{r1})(\alpha_{o2} - \alpha_{o3}))}{K_{o2}(s + K_{r1})((s + 2K_{o3})\alpha_{o2} + (s + 2K_{o2})\alpha_{o3}) + K_{o1}(s(s + 2K_{o2}\alpha_{o3}) + K_{o3}(s - 2K_{o2}\alpha_{r2}))}$$

$$Z_P(s) = \frac{R_P(1 + \tau_P s)}{1 + \alpha s + \beta s^2} = \frac{K_{o1}K_{r1}R_{ct}(s + K_{o3} + K_{o2}(\alpha_{o3} + \alpha_{r2}))}{K_{o2}(s + K_{r1})((s + 2K_{o3})\alpha_{o2} + (s + 2K_{o2})\alpha_{o3}) + K_{o1}(s(s + 2K_{o2}\alpha_{o3}) + K_{o3}(s - 2K_{o2}\alpha_{r2}))}$$

$$Z_Y(s) = \frac{R_Y(1 + \tau_Y s)}{1 + \alpha s + \beta s^2} = \frac{K_{o2}K_{o3}R_{ct}(K_{o1}(\alpha_{o3} + \alpha_{r2}) - (s + K_{r1})(\alpha_{o2} - \alpha_{o3}))}{K_{o2}(s + K_{r1})((s + 2K_{o3})\alpha_{o2} + (s + 2K_{o2})\alpha_{o3}) + K_{o1}(s(s + 2K_{o2}\alpha_{o3}) + K_{o3}(s - 2K_{o2}\alpha_{r2}))}$$

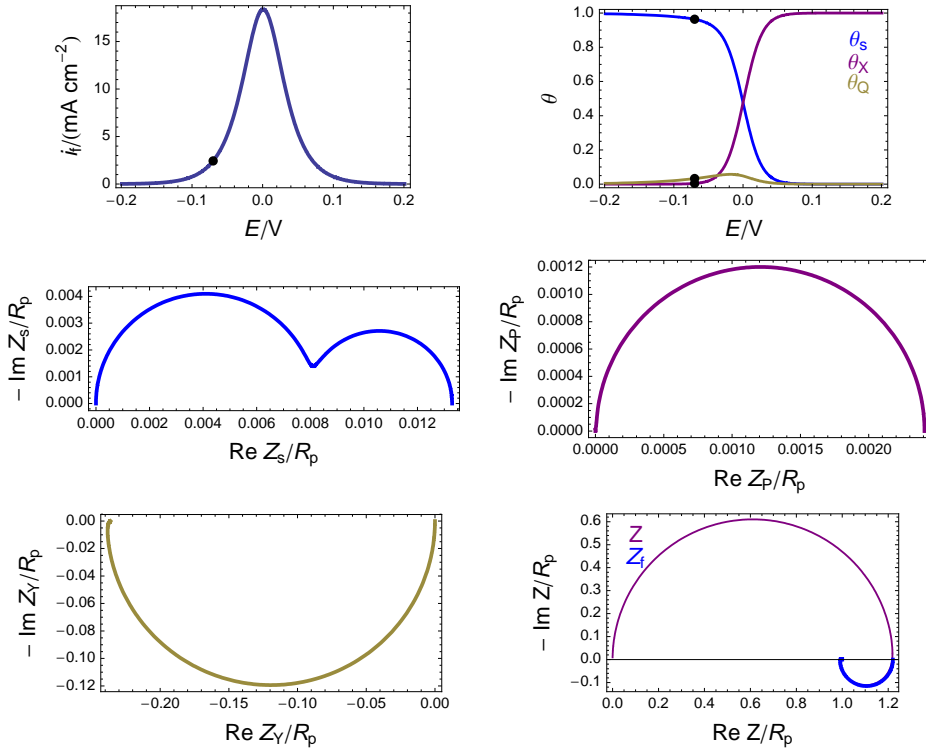


Figure 3.4: Curves calculated for : $k_{o1} = 1 \text{ s}^{-1}$, $k_{r1} = 1 \text{ s}^{-1}$, $\alpha_{o1} = 0.8$, $k_{o2} = 10^2 \text{ s}^{-1}$, $\alpha_{o2} = 0.5$, $k_{o3} = 10^3 \text{ s}^{-1}$, $\alpha_{o3} = 0.3$, $\Gamma = 10^{-9} \text{ mol cm}^{-2}$, $C_{dl} = 10^{-6} \text{ F cm}^{-2}$, $E = -0.07 \text{ V}$.

$$Z_f(s) = \frac{R_p(1 + \tau s)}{1 + \alpha s + \beta s^2} = \frac{(K_{o1}(s + K_{o3}) + (s + K_{o2} + K_{o3})(s + K_{r1})) R_{ct} (K_{o1} + K_{o2}(\alpha_{o2} + \alpha_{o3}))}{K_{o2}(s + K_{r1})((s + 2K_{o3})\alpha_{o2} + (s + 2K_{o2})\alpha_{o3}) + K_{o1}(s(s + 2K_{o2}\alpha_{o3}) + K_{o3}(s - 2K_{o2}\alpha_{r2}))}$$

Some typical impedance diagrams are shown in Figs. 3.4-3.6.

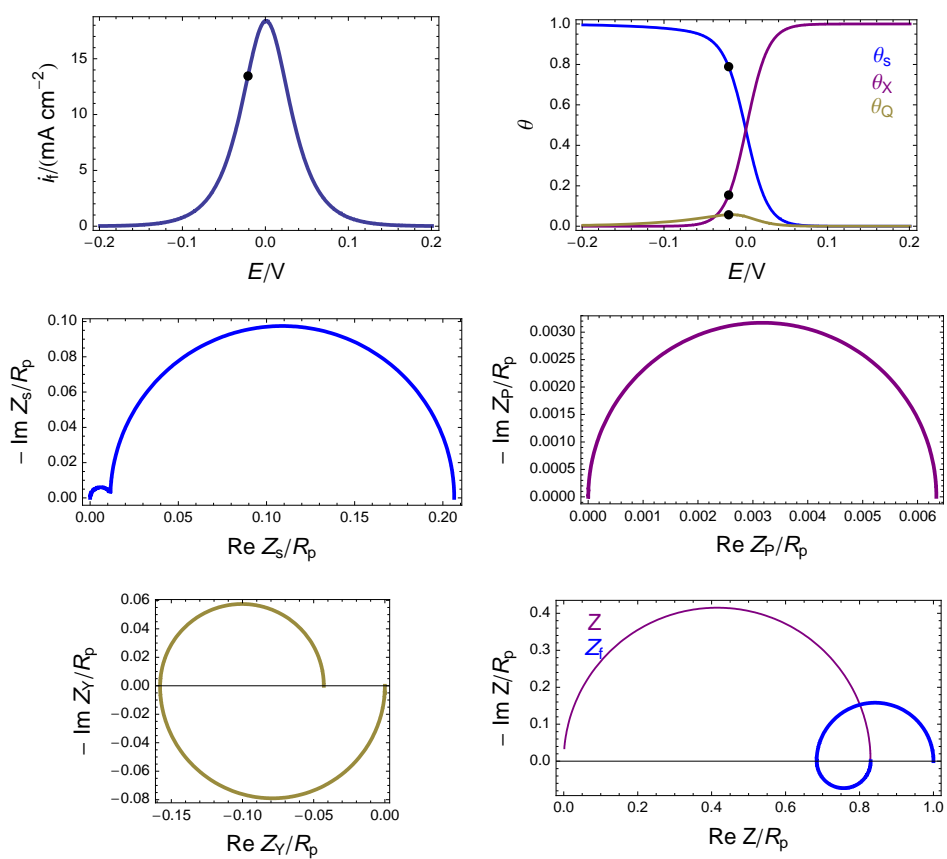
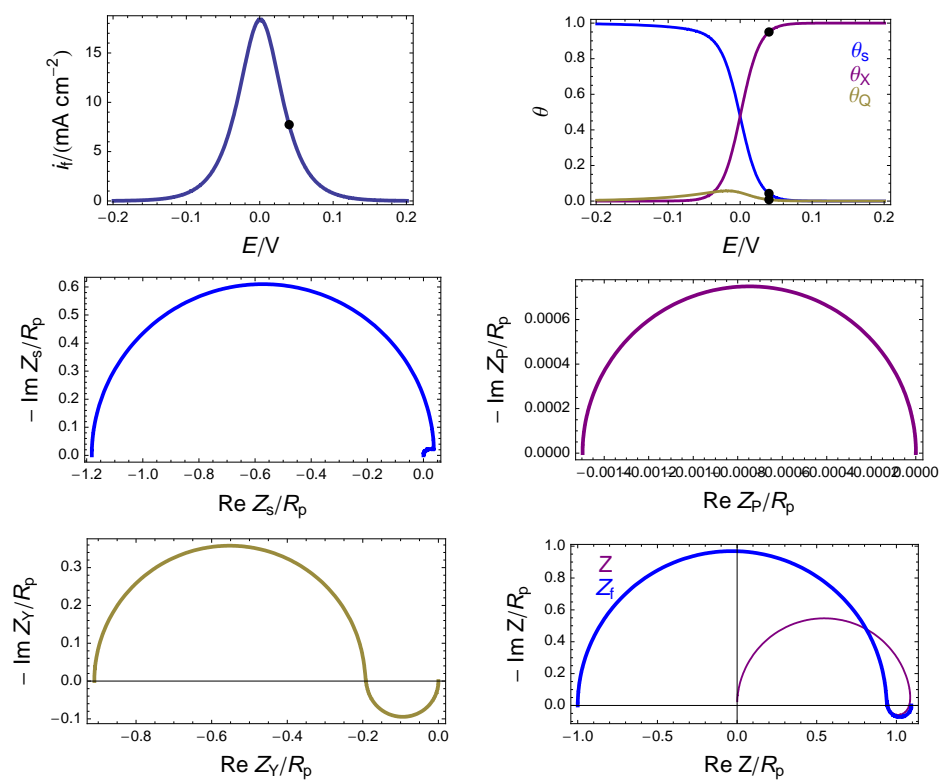


Figure 3.5: Same values of parameters as in Fig. 3.4, $E = -0.021$ V.

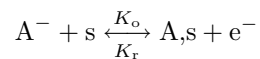
Figure 3.6: Same values of parameters as in Fig. 3.4, $E = 0.04$ V.

Chapter 4

Reactions involving both adsorbed and soluble species

4.1 Electroadsorption reaction (EAR) with limitation by mass transport

4.1.1 Mechanism



4.1.2 Kinetic equations

Langmuir isotherm : $K_o = k_o \exp(\alpha_o f E)$, $K_r = k_r \exp(-\alpha_r f E)$

Transformation rates

$$v_{A^-}(t) = -v_1(t), v_s(t) = -v_1(t), v_A(t) = v_1(t)$$

Mass balance equations

Flux of soluble species

$$J_{A^-}(0, t) = v_{A^-}(t)$$

Rate of production of adsorbed species

$$\frac{d\theta_s(t)}{dt} = \frac{v_s(t)}{\Gamma}, \frac{d\theta_A(t)}{dt} = \frac{v_A(t)}{\Gamma}$$

Current density vs. reaction rate

$$i_f(t) = F v(t)$$

Reaction rate

$$v(t) = A^-(0, t) \theta_s(t) \Gamma K_o(t) - \theta_A(t) \Gamma K_r(t)$$

4.1.3 Steady-state conditions**Steady-state equations**

Soluble species

$$J_{A^-}(0) = - \left(A^{-*} - A^-(0) \right) m_{A^-}$$

Adsorbed species

$$d\theta_s/dt = 0, \theta_A + \theta_s = 1$$

Steady-state solutions

Soluble species

$$A^-(0) = A^{-*}$$

Adsorbed species

$$\theta_s = \frac{K_r}{A^{-*} K_o + K_r}, \theta_A = \frac{A^{-*} K_o}{A^{-*} K_o + K_r}$$

Current density

$$i_f = 0$$

4.1.4 Faradaic impedance**Faradaic impedance**

$$Z_f(s) = R_{ct} + Z_{A^-}(s) + Z_A(s) + Z_s(s)$$

Charge transfer resistance

$$R_{ct} = \frac{1}{f F \Gamma (A^{-*} \theta_s K_o \alpha_o + \theta_A K_r \alpha_r)}$$

Concentration impedances

Soluble species

$$Z_{A^-}(s) = \theta_s \Gamma K_o R_{ct} M_{A^-}(s), M_{A^-}(s) = \frac{1}{m_{A^-}} \frac{\text{th} \sqrt{\tau_{A^-} s}}{\sqrt{\tau_{A^-} s}}$$

Adsorbed species

$$Z_s(s) = \frac{A^{-*} K_o R_{ct}}{s}, Z_A(s) = \frac{\Gamma K_r R_{ct}}{s}$$

$$Z_\theta(s) = Z_s(s) + Z_A(s) = \frac{R_{ct} (A^{-*} K_o + K_r)}{s} = \frac{1}{C_{ads} s}$$

$$C_{ads} = \frac{1}{R_{ct} (A^{-*} K_o + K_r)}$$

4.1.5 Equivalent circuit

Fig. 4.1.

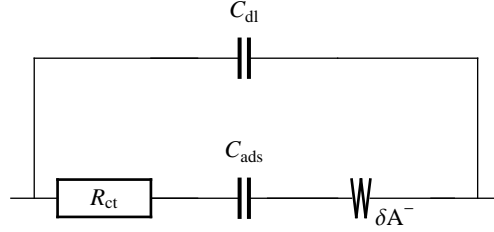
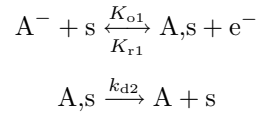


Figure 4.1: Equivalent circuit for the impedance of EADR.

4.2 Electroadsorption-desorption reaction (EADR)

4.2.1 Mechanism



4.2.2 Kinetic equations

Langmuir isotherm: $K_{o1} = k_{o1} \exp(\alpha_{o1} f E)$, $K_{r1} = k_{r1} \exp(-\alpha_{r1} f E)$

Transformation rates

$$v_{A^-}(t) = -v_1(t), v_s(t) = -v_1(t) + v_2(t), v_A(t) = v_1(t) - v_2(t)$$

Mass balance equations

Flux of soluble species

$$J_{A^-}(0, t) = v_{A^-}(t)$$

Rate of production of adsorbed species

$$\frac{d\theta_s(t)}{dt} = \frac{v_s(t)}{\Gamma}, \frac{d\theta_A(t)}{dt} = \frac{v_A(t)}{\Gamma}$$

Current density vs. step rates

$$i_f(t) = F v_1(t)$$

Step rates

$$v_1(t) = A^-(0, t) \theta_s(t) \Gamma K_{o1}(t) - \theta_A(t) \Gamma K_{r1}(t), v_2(t) = \theta_A(t) \Gamma k_{d2}$$

4.2.3 Steady-state conditions

Steady-state equations

Soluble species

$$J_{A^-}(0) = - (A^{-*} - A^-(0)) m_{A^-}$$

Adsorbed species

$$d\theta_s/dt = 0, \theta_A + \theta_s = 1$$

Steady-state solutions

Soluble species

$$A^-(0) = \frac{1}{2 K_{o1} m_{A^-}} \left(A^{-*} K_{o1} m_{A^-} - K_{r1} m_{A^-} - k_{d2} (\Gamma K_{o1} + m_{A^-}) + \sqrt{4 \Gamma k_{d2} K_{o1} (k_{d2} + K_{r1}) m_{A^-} + ((A^{-*} K_{o1} + K_{r1}) m_{A^-} + k_{d2} (-\Gamma K_{o1} + m_{A^-}))^2} \right)$$

Adsorbed species

$$\theta_A = \frac{1}{2 \Gamma k_{d2} K_{o1}} \left(A^{-*} K_{o1} m_{A^-} + K_{r1} m_{A^-} + k_{d2} (\Gamma K_{o1} + m_{A^-}) - \sqrt{4 \Gamma k_{d2} K_{o1} (k_{d2} + K_{r1}) m_{A^-} + ((s A^{-*} K_{o1} + K_{r1}) m_{A^-} + k_{d2} (-\Gamma K_{o1} + m_{A^-}))^2} \right)$$

Current density

$$i_f = \frac{F}{2 K_{o1}} \left((A^{-*} K_{o1} + K_{r1}) m_{A^-} + k_{d2} (\Gamma K_{o1} + m_{A^-}) - \sqrt{4 \Gamma k_{d2} K_{o1} (k_{d2} + K_{r1}) m_{A^-} + ((A^{-*} K_{o1} + K_{r1}) m_{A^-} + k_{d2} (-\Gamma K_{o1} + m_{A^-}))^2} \right)$$

4.2.4 Faradaic impedance

Faradaic impedance

$$Z_f(s) = R_{ct} + Z_{A^-}(s) + Z_A(s) + Z_s(s)$$

$$Z_f(s) = \frac{s + k_{d2} + A^-(0) K_{o1} + K_{r1} + \theta_s \Gamma (s + k_{d2}) K_{o1} M_{A^-}(s)}{f F \Gamma (s + k_{d2}) (A^-(0) \theta_s K_{o1} \alpha_{o1} + \theta_A K_{r1} \alpha_{r1})}$$

$$M_{A^-}(s) = \frac{1}{m_{A^-}} \frac{\text{th} \sqrt{\tau_{A^-} s}}{\sqrt{\tau_{A^-} s}}$$

Charge transfer resistance

$$R_{ct} = \frac{1}{f F \Gamma (A^-(0) \theta_s K_{o1} \alpha_{o1} + \theta_A K_{r1} \alpha_{r1})}$$

Concentration impedances

Soluble species

$$Z_{A^-}(s) = \theta_s \Gamma K_{o1} R_{ct} M_{A^-}(s)$$

Adsorbed species

$$Z_s(s) = \frac{A^-(0) K_{o1} R_{ct}}{s + k_{d2}}, Z_A(s) = \frac{K_{r1} R_{ct}}{s + k_{d2}}$$

$$Z_\theta(s) = Z_s(s) + Z_A(s) = \frac{R_{ct} (A^-(0) K_{o1} + K_{r1})}{s + k_{d2}} = \frac{R_\theta}{1 + R_\theta C_\theta s}$$

$$R_\theta = \frac{R_{ct} (A^-(0) K_{o1} + K_{r1})}{k_{d2}}, C_\theta = \frac{1}{R_{ct} (A^-(0) K_{o1} + K_{r1})}$$

4.2.5 Equivalent circuit

Fig. 4.2

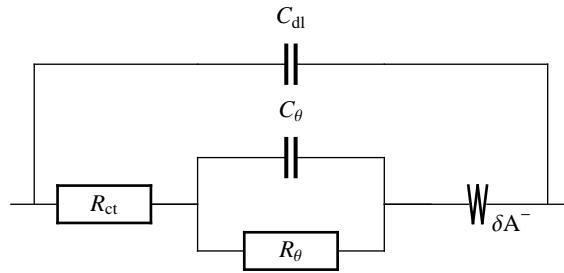
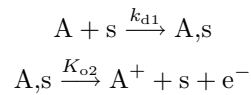


Figure 4.2: Equivalent circuit for the impedance of EADR.

4.3 Adsorption-electrodesorption reaction (AEDR) [6]

4.3.1 Mechanism



4.3.2 Kinetic equations

Langmuir isotherm, $K_{o2} = k_{o2} \exp(\alpha_{o2} f E)$

Transformation rates

$$v_A(t) = -v_1(t), v_s(t) = -v_1(t) + v_2(t), v_{A^+}(t) = v_1(t) - v_2(t)$$

Mass balance equations

Flux of soluble species

$$J_A(0, t) = v_A(t) = -v_1(t)$$

Rate of production of adsorbed species

$$\Gamma \frac{d\theta_s(t)}{dt} = v_s(t) = -v_1(t) + v_2(t), \quad \Gamma \frac{d\theta_A(t)}{dt} = v_A(t) = v_1(t) - v_2(t)$$

Current density vs. reaction rate

$$i_f(t) = F v_2(t)$$

Reaction rates

$$v_1(t) = A(0, t) \Gamma \theta_s(t) k_{d1}, \quad v_2(t) = \Gamma \theta_A(t) K_{o2}(t)$$

4.3.3 Steady-state conditions**Steady-state equations**

Soluble species

$$J_A(0) = -(A^* - A(0)) m_A$$

Adsorbed species

$$d\theta_s/dt = 0, \quad \theta_s + \theta_A = 0$$

Steady-state solutionSoluble species: $A(0)$ roots of:

$$\frac{k_{d1}}{K_{o2}} A(0)^2 + \left(1 + \frac{k_{d1} \Gamma}{m_A} - \frac{A^* k_{d1}}{K_{o2}}\right) A(0) - A^* = 0$$

Adsorbed species

$$\theta_A = \frac{A(0) k_{d1}}{A(0) k_{d1} + K_{o2}}$$

Current density

$$i_f = \frac{F \Gamma A(0) k_{d1} K_{o2}}{A(0) k_{d1} + K_{o2}}$$

4.3.4 Faradaic impedance**Faradaic impedance**

$$Z_f(s) = R_{ct} + Z_{A,s}(s)$$

Charge transfer resistance

$$R_{ct} = \frac{1}{f F \alpha_{o2} K_{o2} \Gamma \theta_{A,s}} = \frac{1}{\alpha_{o2} f i_f} \Rightarrow R_{ct} i_f = \text{cte} = \frac{1}{\alpha_{o2} f}$$

Concentration impedances

Adsorbed species

$$Z_{A,s}(s) = \frac{R_{ct} K_{o_2} \left(1 + \frac{k_{d1} \Gamma \theta_s}{m_A} \frac{\text{th} \sqrt{\tau_{dA} s}}{\sqrt{\tau_{dA} s}} \right)}{A(0) k_{d1} + \left(1 + \frac{k_{d1} \Gamma \theta_s}{m_A} \frac{\text{th} \sqrt{\tau_{dA} s}}{\sqrt{\tau_{dA} s}} \right) s}$$

$$m_A = \frac{D_A}{\delta_A}, \quad \tau_{dA} = \frac{\delta_A^2}{D_A}, \quad \delta_A = 1,611 D_A^{1/3} \nu^{1/6} \Omega^{-1/2}$$

Electrode impedance

$$Z(s) = \frac{Z_f(s)}{1 + s C_{dl} Z_f(s)}$$

4.3.5 Equivalent circuit

Fig. 4.3

$$R_{ads} = \frac{R_{ct} K_{o_2}}{A(0) k_{d1}}, \quad C_{ads} = \frac{1}{R_{ct} K_{o_2}}, \quad R_{dA} = \frac{R_{ct} K_{o_2} \Gamma \theta_s}{A(0) m_A}$$

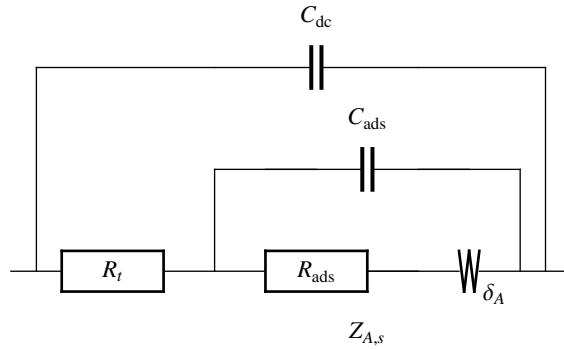
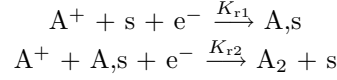


Figure 4.3: Equivalent circuit for the Adsorption-electrodesorption reaction (AEDR).

4.4 Volmer-Heyrovský (V-H) with mass transfer limitation

4.4.1 Mechanism



4.4.2 Kinetic equations

Butler-Volmer kinetic, Langmuir isotherm, mass transfer limitation,

$$K_{r1} = k_{r1} \exp(-\alpha_{r1} f E), \quad K_{r2} = k_{r2} \exp(-\alpha_{r2} f E), \quad f = F/(RT)$$

Transformation rates

$$v_{\text{A}^+}(t) = -v_1(t) - v_2(t), \quad v_{\text{s}}(t) = -v_1(t) + v_2(t), \quad v_{\text{A}} = v_1(t) - v_2(t)$$

Mass balance equations

Flux of soluble species

$$J_{\text{A}^+}(0, t) = v_{\text{A}^+}(t)$$

Rate of production of adsorbed species

$$\Gamma \frac{d\theta_{\text{s}}(t)}{dt} = v_{\text{s}}(t), \quad \Gamma \frac{d\theta_{\text{A}}(t)}{dt} = v_{\text{A}}(t)$$

Current density vs. step rates

$$i_{\text{f}}(t) = -F(v_1(t) + v_2(t))$$

Steps rates

$$v_1(t) = A^+(0, t) \Gamma \theta_{\text{s}}(t) K_{r1}(t), \quad v_2(t) = A^+(0, t) \Gamma \theta_{\text{A}}(t) K_{r2}(t)$$

4.4.3 Steady-state conditions

Steady-state equations

Soluble species

$$J_{\text{A}^+}(0) = -m_{\text{A}^+} (A^{+*} - A^+(0))$$

$$m_{\text{A}^+} = D_{\text{A}^+}/\delta_{\text{A}^+}, \quad \delta_{\text{A}^+} = 1, 611 D^{1/3} \nu^{1/6} \Omega^{-1/2}, \quad m_{\text{A}^+} = 0, 620 D_{\text{A}^+}^{2/3} \nu^{-1/6} \Omega^{1/2}$$

Adsorbed species

$$d\theta_{\text{A}}/dt = 0, \quad \theta_{\text{A}} + \theta_{\text{s}} = 1$$

Steady-state solutions [8]

Soluble species

$$A^+(0) = \frac{A^{+*} (K_{r1} + K_{r2}) m_{A^+}}{2\Gamma K_{r1} K_{r2} + (K_{r1} + K_{r2}) m_{A^+}}$$

Adsorbed species

$$\theta_s = \frac{K_{r2}}{K_{r1} + K_{r2}}, \quad \theta_A = \frac{K_{r1}}{K_{r1} + K_{r2}}$$

Current density

$$i_f = -\frac{2A^{+*} F\Gamma K_{r1} K_{r2} m_{A^+}}{2\Gamma K_{r1} K_{r2} + (K_{r1} + K_{r2}) m_{A^+}}$$

4.4.4 Faradaic impedance
Faradaic impedance

$$Z_f(s) = R_{ct} + Z_{A^+}(s) + Z_s(s) + Z_A(s) = R_t + Z_{A^+}(s) + Z_\theta(s), \quad Z_\theta(s) = Z_s(s) + Z_A(s)$$

Charge transfer resistance

$$R_{ct} = \frac{(2\Gamma K_{r1} K_{r2} + m_{A^+} K_{r2} + K_{r1} m_{A^+})}{fF\Gamma A^{+*} K_{r1} K_{r2} m_{A^+} (\alpha_{r1} + \alpha_{r2})}$$

Polarisation resistance

$$R_p = R_{ct} \frac{(K_{r1} - K_{r2}) m_{A^+} (\alpha_{r1} - \alpha_{r2}) + 2\Gamma K_{r1} K_{r2} (\alpha_{r1} + \alpha_{r2})}{2m_{A^+} (K_{r2} \alpha_{r1} + K_{r1} \alpha_{r2})}$$

Concentration impedances

Soluble species

$$Z_{A^+}(s) = \frac{2\Gamma K_{r1} K_{r2} R_{ct} M_{A^+}(s)}{K_{r1} + K_{r2}}$$

Adsorbed species

$$Z_s(s) = \frac{A^{+*} K_{r1} m_{A^+} R_{ct} (\alpha_{r1} - \alpha_{r2}) (2\Gamma K_{r2} M_{A^+}(s) K_{r1} + K_{r1} + K_{r2})}{2s\Gamma K_{r1} K_{r2} (\alpha_{r1} + \alpha_{r2}) + (K_{r1} + K_{r2}) m_{A^+} (2(K_{r2} \alpha_{r1} + K_{r1} \alpha_{r2}) A^{+*} + s(\alpha_{r1} + \alpha_{r2}))}$$

$$Z_A(s) = \frac{A^{+*} K_{r2} m_{A^+} R_{ct} (\alpha_{r1} - \alpha_{r2}) (2\Gamma K_{r2} M_{A^+}(s) K_{r1} + K_{r1} + K_{r2})}{2s\Gamma K_{r1} K_{r2} (\alpha_{r1} + \alpha_{r2}) + (K_{r1} + K_{r2}) m_{A^+} (2(K_{r2} \alpha_{r1} + K_{r1} \alpha_{r2}) A^{+*} + s(\alpha_{r1} + \alpha_{r2}))}$$

$$Z_\theta(s) = \frac{A^{+*} (K_{r1} - K_{r2}) m_{A^+} R_{ct} (\alpha_{r1} - \alpha_{r2}) (2\Gamma K_{r2} M_{A^+}(s) K_{r1} + K_{r1} + K_{r2})}{2s\Gamma K_{r1} K_{r2} (\alpha_{r1} + \alpha_{r2}) + (K_{r1} + K_{r2}) m_{A^+} (2(K_{r2} \alpha_{r1} + K_{r1} \alpha_{r2}) A^{+*} + s(\alpha_{r1} + \alpha_{r2}))}$$

$$Z_\theta(s) = k \frac{1 + \alpha \frac{\text{th} \sqrt{\tau_d s}}{\sqrt{\tau_d s}}}{1 + \beta \tau_d s}, \quad \lim_{s \rightarrow 0} Z_\theta(s) = k(1 + \alpha)$$

$$Z_\theta^*(u) = \frac{Z_\theta(s)}{k(1 + \alpha)} = \frac{1}{1 + \alpha} \frac{1 + \alpha \frac{\text{th} \sqrt{i u}}{\sqrt{i u}}}{1 + \beta i u}, \quad u = \tau_d \omega \quad (4.1)$$

$$\alpha \rightarrow \infty \Rightarrow Z_{\theta}^*(u) \approx \frac{\text{th} \sqrt{i}u}{\sqrt{i}u} \Rightarrow u_{c1} = 2.54$$

$$\alpha \rightarrow 0 \Rightarrow Z_{\theta}^*(u) \approx \frac{1}{1 + \beta i u} \Rightarrow u_{c2} = \frac{1}{\beta}$$

Figs. 4.4 and 4.5.

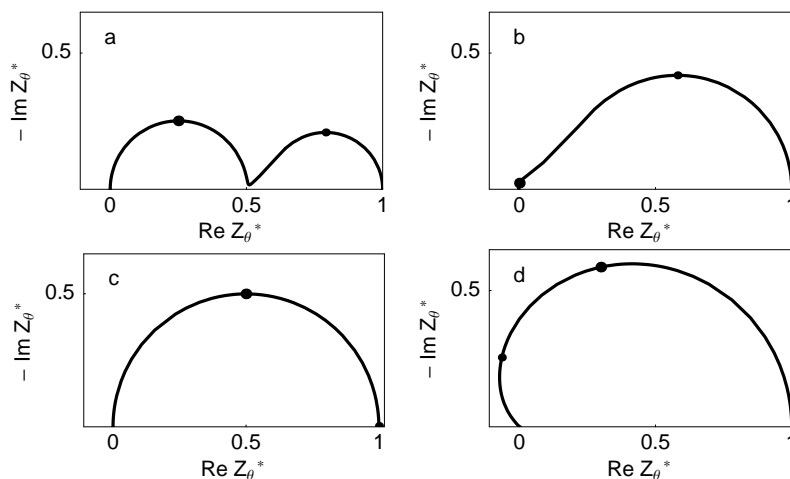


Figure 4.4: Impedance diagrams calculated with Eq. (4.1). a : $\alpha = 1$, $\beta = 10^{-5}$, b : $\alpha = 10^3$, $\beta = 10^{-3}$, c : $\alpha = 10^{-3}$, $\beta = 10^{-3}$, d : $\alpha = 10^3$, $\beta = 1$. Small dots : $u_{c1} = 2.54$, large dots : $u_{c2} = 1/\beta$.

Electrode impedance

$$Z(s) = \frac{Z_f(s)}{1 + s C_{dc} Z_f(s)}$$

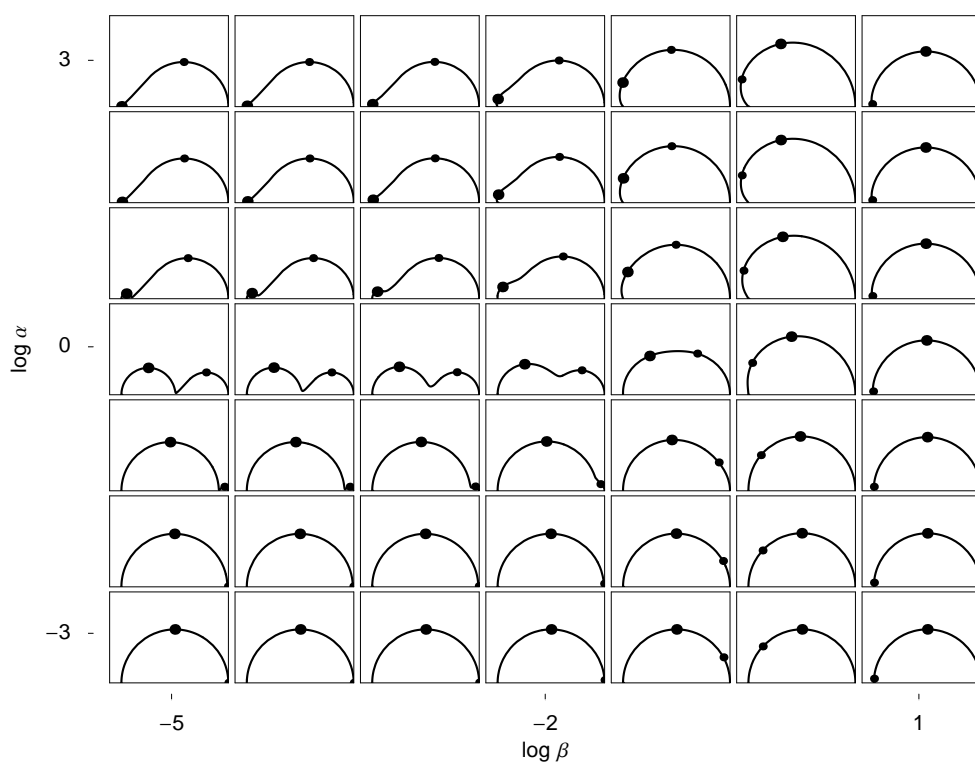


Figure 4.5: Array of impedance diagrams calculated with Eq. (4.1). Impedance diagrams are made of one or two arcs. Small dots : $u_{c1} = 2.54$, large dots : $u_{c2} = 1/\beta$.

Chapter 5

Insertion reactions

5.1 Direct insertion reaction [2, 8]

5.1.1 Scheme of the reaction

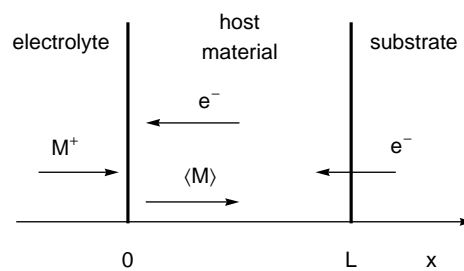
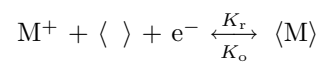


Figure 5.1: Scheme of the direct insertion reaction.

5.1.2 Mechanism



5.1.3 Kinetic equations

Restricted linear diffusion for $\langle M \rangle$, no mass transport limitation for M^+ ,
Langmuir insertion isotherm:

$$M^+(0, t) \approx M^{+*}, J_{\langle M \rangle}(L, t) = 0, K_r = k_r \exp(-\alpha_r f E), K_o = k_o \exp(\alpha_o f E)$$

5.1.4 Transformations rates

$$v_{\langle M \rangle}(t) = v(t)$$

5.1.5 Mass balance equations

Flux of inserted species

$$J_{\langle M \rangle}(0, t) = v_{\langle M \rangle}(t) = v(t)$$

5.1.6 Current density vs. reaction rate

$$i_f(t) = -F v(t)$$

5.1.7 Reaction rate

$$v(t) = M^{+*} K_r \langle M \rangle_{\max} (1 - y_{\langle M \rangle}(0, t)) - K_o \langle M \rangle_{\max} y_{\langle M \rangle}(0, t), \quad y_{\langle M \rangle}(0, t) = \frac{\langle M \rangle(0, t)}{\langle M \rangle_{\max}}$$

5.1.8 Steady-State conditions

Steady-State equation

Inserted species

$$J_{\langle M \rangle}(0) = 0$$

Steady-State solution

Inserted species

$$y_{\langle M \rangle} = \frac{\langle M \rangle}{\langle M \rangle_{\max}} = \frac{K_r M^{+*}}{K_r M^{+*} + K_o} = \frac{1}{1 + \frac{k_o}{k_r M^{+*}} \exp(f E)}$$

Current density

$$i_f(E) = 0, \quad \forall E$$

5.1.9 Faradaic impedance

Faradaic impedance

$$Z_f(s) = R_{ct} + Z_{\langle M \rangle}(s)$$

Charge transfer resistance

$$R_{ct} = \frac{K_o + K_r M^{+*}}{f F K_o K_r M^{+*} \langle M \rangle_{\max}}$$

Concentration impedance

$$\begin{aligned} Z_{\langle M \rangle}(s) &= R_{\langle M \rangle} \frac{\coth \sqrt{\tau_{d\langle M \rangle}} s}{\sqrt{\tau_{d\langle M \rangle}} s}, \quad m_{\langle M \rangle} = \frac{D_{\langle M \rangle}}{L}, \quad \tau_{d\langle M \rangle} = \frac{L^2}{D_{\langle M \rangle}} \\ R_{\langle M \rangle} &= -\frac{1}{F m_{\langle M \rangle} \langle M \rangle_{\max} dy_{\langle M \rangle}/dE} \\ &= \frac{1}{f F m_{\langle M \rangle} \langle M \rangle_{\max} y_{\langle M \rangle} (1 - y_{\langle M \rangle})} = \frac{R_{ct} (K_o + K_r M^{+*})}{m_{\langle M \rangle}} \end{aligned}$$

Electrode impedance

$$Z(s) = \frac{Z_f(s)}{1 + s C_{dl} Z_f(s)}$$

$$R_{LF} = R_{ct} + R_{in}, \quad R_{in} = R_{\langle M \rangle} / 3$$

5.1.10 Equivalent circuit

Fig. 5.2

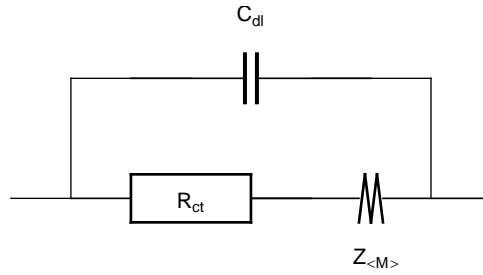


Figure 5.2: Equivalent circuit for the direct insertion reaction ($M^+(0, t) \approx M^{+*}$ and $J_{\langle M \rangle}(L, t) = 0$). The symbol \mathbf{M} (restricted linear diffusion impedance) denotes $Z_{\langle M \rangle}$.

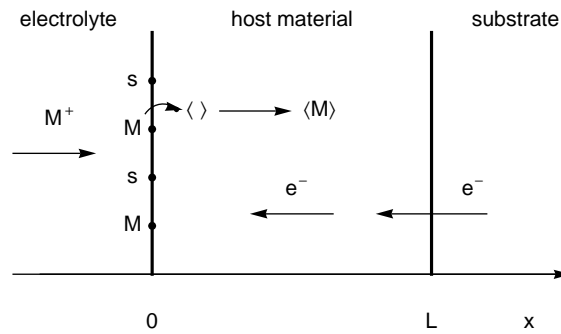
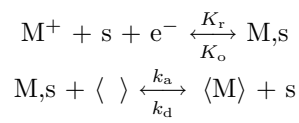
5.2 Indirect insertion reaction #1 [7, 8]**5.2.1 Scheme of the reaction**

Figure 5.3: Scheme of the indirect insertion reaction #1.

5.2.2 Mechanism

Restricted linear diffusion for $\langle M \rangle$, no mass transport limitation for M^+ , Langmuir insertion and adsorption isotherms:

$$M^+(0, t) \approx M^{+*}, J_{\langle M \rangle}(L, t) = 0, K_r = k_r \exp(-\alpha_r f E), K_o = k_o \exp(\alpha_o f E)$$

5.2.3 Kinetic equations

5.2.4 Transformations rates

Inserted species

$$v_{\langle M \rangle}(t) = v_2(t)$$

Adsorbed species

$$v_s(t) = -v_1(t) + v_2(t), v_M(t) = v_1(t) - v_2(t)$$

5.2.5 Mass balance equations

Flux of inserted species

$$J_{\langle M \rangle}(0, t) = v_{\langle M \rangle}(t) = v_2(t)$$

Adsorbed species

$$\Gamma \frac{d\theta_s(t)}{dt} = v_s(t) = -v_1(t) + v_2(t), \Gamma \frac{d\theta_M(t)}{dt} = v_M(t) = v_1(t) - v_2(t)$$

5.2.6 Current density vs. reaction rate

$$i_f(t) = -F v_1(t)$$

5.2.7 Reaction rate

$$v_1(t) = K_r(t) M^{+*} \Gamma \theta_s(t) - K_o(t) \Gamma \theta_M(t)$$

$$v_2(t) = k_a \langle M \rangle_{\max} (1 - y_{\langle M \rangle}(0, t)) \Gamma \theta_M(t) - k_d \langle M \rangle_{\max} y_{\langle M \rangle}(0, t) \Gamma \theta_s(t)$$

5.2.8 Steady-State conditions

Steady-State equation

Inserted species

$$J_{\langle M \rangle}(0) = 0$$

Adsorbed species

$$\Gamma \frac{d\theta_s}{dt} = 0 \Rightarrow v_1 = v_2, \theta_s + \theta_M = 1$$

Steady-State solution

Inserted species

$$y_{\langle \rangle} = \frac{\langle \rangle}{\langle M \rangle_{\max}} = \frac{k_d K_o}{k_d K_o + k_a K_r M^{+*}} = \frac{1}{1 + \frac{k_a k_r M^{+*}}{k_d k_o} \exp(-f E)}$$

$$y_{\langle M \rangle} = \frac{\langle M \rangle}{\langle M \rangle_{\max}} = \frac{k_a K_r M^{+*}}{k_d K_o + k_a K_r M^{+*}} = \frac{1}{1 + \frac{k_d k_o}{k_a k_r M^{+*}} \exp(f E)}$$

Adsorbed species

$$\theta_s = \frac{s}{\Gamma} = \frac{K_o}{K_o + K_r M^{+*}} = \frac{1}{1 + \frac{k_r M^{+*}}{k_o} \exp(-f E)}$$

$$\theta_M = \frac{M, s}{\Gamma} = \frac{K_r M^{+*}}{K_o + K_r M^{+*}} = \frac{1}{1 + \frac{k_o}{k_r M^{+*}} \exp(f E)}$$

Current density

$$i_f(E) = 0, \forall E$$

5.2.9 Faradaic impedance**Faradaic impedance**One adsorbed species (M) $\Rightarrow Z_s(s) \propto Z_M(s)$.

$$Z_f(s) = R_{ct} + Z_s(s) + Z_M(s) = R_{ct} + Z_\theta(s), \quad Z_\theta(s) = Z_s(s) + Z_M(s)$$

Charge transfer resistance

$$R_{ct} = \frac{1}{f F \Gamma (\alpha_o K_o \theta_M + \alpha_r K_r M^{+*} \theta_s)} = \frac{K_o + K_r M^{+*}}{f F \Gamma K_o K_r M^{+*}}$$

Concentration impedance

Adsorbed species

$$Z_\theta(s) = \frac{R_{ct} (K_o + K_r M^{+*}) \left(1 + \Gamma (k_a \theta_M + k_d \theta_s) \frac{\coth \sqrt{\tau_{d\langle M \rangle} s}}{m_{\langle M \rangle} \sqrt{\tau_{d\langle M \rangle} s}} \right)}{\langle M \rangle_{\max} (k_a y_{\langle \rangle} + k_d y_{\langle M \rangle}) + \left(1 + \Gamma (k_a \theta_M + k_d \theta_s) \frac{\coth \sqrt{\tau_{d\langle M \rangle} s}}{m_{\langle M \rangle} \sqrt{\tau_{d\langle M \rangle} s}} \right) s}$$

$$Z_\theta(s) = \frac{\frac{R_{ct} (K_o + K_r M^{+*})}{\langle M \rangle_{\max} (k_a y_{\langle \rangle} + k_d y_{\langle M \rangle})} \left(1 + \Gamma (k_a \theta_M + k_d \theta_s) \frac{\coth \sqrt{\tau_{d\langle M \rangle} s}}{m_{\langle M \rangle} \sqrt{\tau_{d\langle M \rangle} s}} \right)}{1 + \frac{1}{R_{ct} (K_o + K_r M^{+*})} \frac{R_{ct} (K_o + K_r M^{+*})}{\langle M \rangle_{\max} (k_a y_{\langle \rangle} + k_d y_{\langle M \rangle})} \left(1 + \Gamma (k_a \theta_M + k_d \theta_s) \frac{\coth \sqrt{\tau_{d\langle M \rangle} s}}{m_{\langle M \rangle} \sqrt{\tau_{d\langle M \rangle} s}} \right) s}$$

$$m_{\langle M \rangle} = \frac{D_{\langle M \rangle}}{L}, \quad \tau_{d\langle M \rangle} = \frac{L^2}{D_{\langle M \rangle}}$$

$$Z_{\theta}(s) = \frac{R_{ab} + R_{\langle M \rangle} \frac{\coth \sqrt{\tau_{d\langle M \rangle}} s}{\sqrt{\tau_{d\langle M \rangle}} s}}{1 + s C_{ad} \left(R_{ab} + R_{\langle M \rangle} \frac{\coth \sqrt{\tau_{d\langle M \rangle}} s}{\sqrt{\tau_{d\langle M \rangle}} s} \right)}$$

with :

$$R_{ab} = \frac{R_{ct} (K_o + K_r M^{+*})}{\langle M \rangle_{\max} (k_a y_{\langle \rangle} + k_d y_{\langle M \rangle})}$$

$$= \frac{R_{ct} (k_d K_o + k_a K_r M^{+*})}{\langle M \rangle_{\max} k_a k_d} = \frac{(k_d K_o + k_a K_r M^{+*}) (K_o + K_r M^{+*})}{f F \Gamma \langle M \rangle_{\max} k_a k_d K_o K_r M^{+*}}$$

$$C_{ad} = \frac{1}{R_{ct} (K_o + K_r M^{+*})} = \frac{f F \Gamma K_o K_r M^{+*}}{(K_o + K_r M^{+*})^2}$$

$$\tau_{ab} = R_{ab} C_{ad} = \frac{(k_d K_o + k_a K_r M^{+*})}{\langle M \rangle_{\max} k_a k_d (K_o + K_r M^{+*})}$$

$$R_{\langle M \rangle} = \frac{R_{ct} (K_o + K_r M^{+*}) \Gamma (k_a \theta_M + k_d \theta_s)}{m_{\langle M \rangle} \langle M \rangle_{\max} (k_a y_{\langle \rangle} + k_d y_{\langle M \rangle})}$$

$$= \frac{R_{ct} \Gamma (k_d K_o + k_a K_r M^{+*})^2}{m_{\langle M \rangle} \langle M \rangle_{\max} k_a k_d (K_o + K_r M^{+*})} = \frac{(k_d K_o + k_a K_r M^{+*})^2}{f F m_{\langle M \rangle} \langle M \rangle_{\max} k_a k_d K_o K_r M^{+*}}$$

$$R_{LF} = R_{ct} + R_{ab} + R_{in}, \quad R_{in} = R_{\langle M \rangle} / 3$$

Electrode impedance

$$Z(s) = \frac{Z_f(s)}{1 + s C_{dl} Z_f(s)}$$

5.2.10 Equivalent circuit

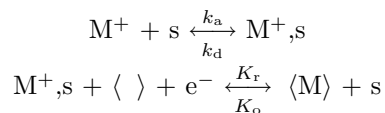
(Fig. 5.4)

5.3 Indirect insertion reaction #2 [7, 8]

5.3.1 Scheme of the reaction

Fig. 5.5

5.3.2 Mechanism



Restricted linear diffusion for $\langle M \rangle$, no mass transport limitation for M^+ ,
Langmuir insertion and adsorption isotherms:

$$M^+(0, t) \approx M^{+*}, \quad J_{\langle M \rangle}(L, t) = 0, \quad K_r = k_r \exp(-\alpha_r f E), \quad K_o = k_o \exp(\alpha_o f E)$$

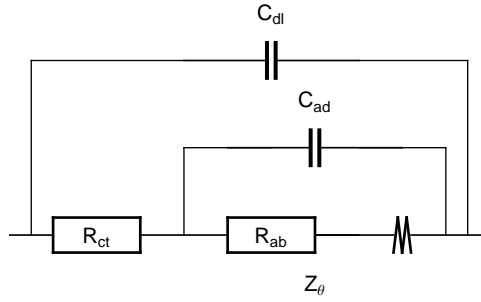


Figure 5.4: Equivalent circuit for the indirect insertion reaction #1 ($M^+(0, t) \approx M^{+*}$ and $J_{(M)}(L, t) = 0$). The symbol \mathbf{M} (restricted linear diffusion impedance) denotes the impedance $R_{(M)} \coth \sqrt{\tau_{d(M)}} s / \sqrt{\tau_{d(M)}} s$.

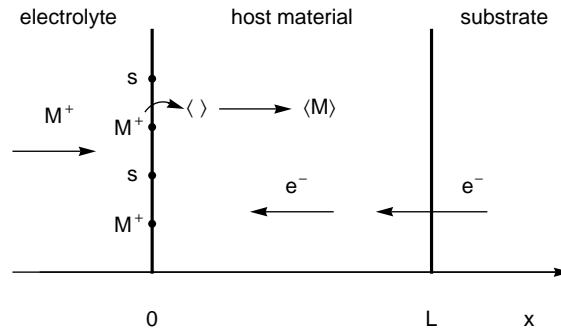


Figure 5.5: Scheme of the indirect insertion reaction #2.

5.3.3 Kinetic equations

5.3.4 Transformations rates

Inserted species

$$v_{(M)}(t) = v_2(t)$$

Adsorbed species

$$v_s(t) = -v_1(t) + v_2(t), \quad v_{M^+}(t) = v_1(t) - v_2(t)$$

5.3.5 Mass balance equations

Flux of inserted species

$$J_{(M)}(0, t) = v_{(M)}(t) = v_2(t)$$

Adsorbed species

$$\Gamma \frac{d\theta_s(t)}{dt} = v_s(t) = -v_1(t) + v_2(t), \quad \Gamma \frac{d\theta_{M^+}(t)}{dt} = v_{M^+}(t) = v_1(t) - v_2(t)$$

5.3.6 Current density vs. reaction rate

$$i_f(t) = -F v_2(t)$$

5.3.7 Reaction rate

$$v_1(t) = k_a M^{+*} \Gamma \theta_s(t) - k_d \Gamma \theta_{M^+}(t)$$

$$v_2(t) = K_r(t) \langle M \rangle_{\max} (1 - y_{(M)}(0, t)) \Gamma \theta_{M^+}(t) - K_o(t) \langle M \rangle_{\max} y_{(M)}(0, t) \Gamma \theta_s(t)$$

5.3.8 Steady-State conditions

Steady-State equation

Inserted species

$$J_{(M)}(0) = 0$$

Adsorbed species

$$\Gamma \frac{d\theta_s}{dt} = 0 \Rightarrow v_1 = v_2, \theta_s + \theta_{M^+} = 1$$

Steady-State solution

Inserted species

$$y_{(\cdot)} = \frac{\langle \cdot \rangle}{\langle M \rangle_{\max}} = \frac{k_d K_o}{k_d K_o + k_a K_r M^{+*}} = \frac{1}{1 + \frac{k_a k_r M^{+*}}{k_d k_o} \exp(-f E)}$$

$$y_{(M)} = \frac{\langle M \rangle}{\langle M \rangle_{\max}} = \frac{k_a K_r M^{+*}}{k_d K_o + k_a K_r M^{+*}} = \frac{1}{1 + \frac{k_d k_o}{k_a k_r M^{+*}} \exp(f E)}$$

Adsorbed species

$$\theta_s = \frac{s}{\Gamma} = \frac{k_d}{k_d + k_a M^{+*}}, \theta_{M^+} = \frac{M^+, s}{\Gamma} = \frac{k_a M^{+*}}{k_d + k_a M^{+*}}$$

Current density

$$i_f(E) = 0, \forall E$$

5.3.9 Faradaic impedance

Faradaic impedance

One adsorbed species $M^+ \Rightarrow Z_s(s) \propto Z_{M^+}$

$$Z_f(s) = R_{ct} + Z_s(s) + Z_{M^+}(s) + Z_{(M)}(s) = R_{ct} + Z_\theta(s) + Z_{(M)}(s), \quad Z_\theta(s) = Z_s(s) + Z_{M^+}(s)$$

Charge transfer resistance

$$R_{ct} = \frac{1}{f F \Gamma \langle M \rangle_{\max} (\alpha_r K_r y_{(\cdot)} \theta_{M^+} + \alpha_o K_o y_{(M)} \theta_s)} = \frac{(k_d + k_a M^{+*}) (k_d K_o + k_a K_r M^{+*})}{f F \Gamma k_a k_d K_o K_r \langle M \rangle_{\max} M^{+*}}$$

Concentration impedance

Inserted species

$$Z_{\langle M \rangle}(s) = R_{\langle M \rangle} \frac{\coth \sqrt{\tau_{d\langle M \rangle} s}}{\sqrt{\tau_{d\langle M \rangle} s}}, \quad m_{\langle M \rangle} = \frac{D_{\langle M \rangle}}{L}, \quad \tau_{d\langle M \rangle} = \frac{L^2}{D_{\langle M \rangle}}$$

$$R_{\langle M \rangle} = \frac{R_t \Gamma (K_r \theta_{M^+} + K_o \theta_s)}{m_{\langle M \rangle}} = \frac{R_t \Gamma (k_d K_o + k_a K_r M^{+*})}{m_{\langle M \rangle} (k_d + k_a M^{+*})}$$

$$= \frac{(k_d K_o + k_a M^{+*} K_r)^2}{f F m_{\langle M \rangle} \langle M \rangle_{\max} k_a M^{+*} k_d K_o K_r}$$

Adsorbed species

$$Z_{\theta}(s) = \frac{R_{ct} \langle M \rangle_{\max} (K_r y_{\langle \rangle} + K_o y_{\langle M \rangle})}{k_d + k_a M^{+*} + s} = \frac{R_{ct} \langle M \rangle_{\max} (K_r y_{\langle \rangle} + K_o y_{\langle M \rangle})}{(k_d + k_a M^{+*}) \left(1 + \frac{s}{k_d + k_a M^{+*}} \right)}$$

$$Z_{\theta}(s) = \frac{R_{ad}}{1 + \tau_{ad} s}$$

$$R_{ad} = \frac{R_{ct} \langle M \rangle_{\max} (K_r y_{\langle \rangle} + K_o y_{\langle M \rangle})}{k_d + k_a M^{+*}} = \frac{R_{ct} K_o K_r \langle M \rangle_{\max}}{k_d K_o + k_a K_r M^{+*}} = \frac{k_d + k_a M^{+*}}{f F \Gamma k_d k_a M^{+*}}$$

$$C_{ad} = \frac{f F \Gamma k_a k_d M^{+*}}{(k_d + k_a M^{+*})^2}, \quad \tau_{ad} = R_{ad} C_{ad} = \frac{1}{k_d + k_a M^{+*}}$$

Electrode impedance

$$Z(s) = \frac{Z_f(s)}{1 + s C_{dl} Z_f(s)}$$

5.3.10 Equivalent circuit

Fig. 5.6

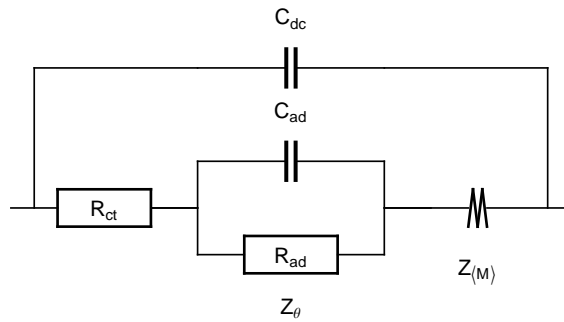


Figure 5.6: Equivalent circuit for the indirect insertion reaction #2 ($M^+(0, t) \approx M^{+*}$ and $J_{\langle M \rangle}(L, t) = 0$). The symbol \mathbf{M} (restricted linear diffusion impedance) denotes $Z_{\langle M \rangle}$.

Bibliography

- [1] BARD, A. J., AND FAULKNER, L. R. *Électrochimie. Principes, méthodes et applications*. Masson, Paris, 1983.
- [2] DIARD, J.-P., LEGORREC, B., AND MONTELLA, C. *Cinétique électrochimique*. Hermann, Paris, 1996.
- [3] DIARD, J.-P., LEGORREC, B., MONTELLA, C., AND MONTERO-OCAMPO, C. Second order electrochemical impedances and electrical resonance phenomenon. *Electrochim. Acta* 37 (1992), 177–179.
- [4] DIARD, J.-P., LEGORREC, B., MONTELLA, C., AND MONTERO-OCAMPO, C. Calculation, simulation and interpretation of electrochemical impedance diagrams. Part IV. Second-order electrochemical impedances. *J. Electroanal. Chem.* 352 (1993), 1–15.
- [5] GIRAULT, H. *Électrochimie physique et analytique*. Presses polytechniques et universitaires romandes, Lausanne, 2001.
- [6] KOPER, M. T. M., AND SLUYTERS, J. H. Instabilities and oscillations in simple model of electrocatalytic surface reactions. *J. Electroanal. Chem.* 371 (1994), 149–159.
- [7] MONTELLA, C. EIS study of hydrogen insertion under restricted diffusion conditions. I. Two-step insertion reaction. *J. Electroanal. Chem.* 497 (2001), 3–17.
- [8] MONTELLA, C., DIARD, J.-P., AND LEGORREC, B. *Exercices de cinétique électrochimique. II. Méthode d'impédance*. Hermann, Paris, 2005.
- [9] MONTERO-OCAMPO, C. *Impédances électrochimiques du second ordre. Exemple du mécanisme de Volmer-Heyrovský avec désorption chimique*. PhD thesis, Institut National Polytechnique de Grenoble, Grenoble, 1988.
- [10] SCHUHMANN, D. Étude phénoménologique à l'aide de schémas réactionnels des impédances faradiques contenant des résistances négatives et des inductances. *J. Electroanal. Chem.* 17 (1968), 45–59.